

You and Your Parish

1. How often do you go to Mass at this parish?

- 3% This is my first time
- 4% Hardly ever or special occasions only
- 2% Less than once a month
- 4% Once a month
- 12% Two or three times a month
- 62% Usually every week
- 14% More than once a week

2. How long have you been going to church at this parish?

- 10% Less than 1 year
- 10% 1-2 years
- 14% 3-5 years
- 17% 6-10 years
- 17% 11-20 years
- 26% More than 20 years
- 5% I am visiting from another parish or church
- 1% I am visiting and do not regularly go anywhere else

3. Are you currently a member of this parish?

- 71% Yes
- 3% No, but I'm in the process of becoming a member
- 13% No, but I regularly participate here
- 13% No

4. Are you regularly involved in any group activities here? (Mark all that apply.)

- 7% Yes, in adult faith formation programs or CCD classes
- 12% Yes, in other prayer, discussion, or Bible study groups
- 17% Yes, in clubs, social groups, or other types of groups
- 16% No, we have no group activities
- 59% No, I am not regularly involved in group activities

5. Do you regularly take part in any activities of this parish that reach out to the wider community (community service, social justice, advocacy, outreach, evangelization)? (Mark all that apply.)

- 16% Yes, in outreach or evangelization activities
- 9% Yes, in community service, social justice, or advocacy activities of this parish
- 10% No, we don't have such activities
- 70% No, I am not regularly involved

6. Do you currently have any of the following roles here? (Mark all that apply.)

- 14% Liturgical (Reader, Eucharistic minister, music minister, liturgy planning)
- 4% Sacramental (preparing children or adults for sacraments)
- 3% Education (teacher in parish programs or parish school)
- 3% Member of a leadership group (Parish Pastoral Council or Finance Council; parish fund-raising)
- 3% Leader of a group (prayer, discussion, Bible study, youth)
- 12% Other role not listed here
- 73% None

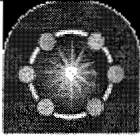
7. To what extent do the worship services or activities of this parish help you with everyday living?

- 56% A great extent
- 30% Some extent
- 8% A small extent
- 6% Not at all

About Your Faith

8. How often do you spend time in private devotional activities (such as prayer, meditation, reading the Bible alone)?

- 48% Every day or most days
- 17% A few times a week
- 6% Once a week
- 18% Occasionally
- 8% Hardly ever
- 3% Never



9. Over the last year, how much have you grown in your faith? (Mark only one.)

- 8% No real growth
- 35% Some growth
- 32% Much growth, mainly through this parish
- 7% Much growth, mainly through other groups or churches
- 17% Much growth, mainly through my own private activities

10. Which statement comes closest to your view of the Bible? (Mark only one.)

- 22% The Bible is the word of God, to be taken literally word for word
- 55% The Bible is the word of God, to be interpreted in the light of its historical context and the Church's teachings
- 11% The Bible is the word of God, to be interpreted in the light of its historical and cultural context
- 4% The Bible is not the word of God, but contains God's word to us
- 2% The Bible is not the word of God, but is a valuable book
- 1% The Bible is an ancient book with little value today
- 5% Don't know

11. Do you agree or disagree with this statement: "All the different religions are equally good ways of helping a person find ultimate truth"?

- 21% Strongly agree
- 41% Agree
- 20% Neutral or unsure
- 13% Disagree
- 5% Strongly disagree

12. Do you agree or disagree: "My spiritual needs are being met in this parish"?

- 36% Strongly agree
- 48% Agree
- 14% Neutral or unsure
- 2% Disagree
- 1% Strongly disagree

13. Which one of the following best describes your readiness to talk to others about your faith? (Mark only one.)

- 1% I do not have faith, so the question is not applicable
- 12% I do not talk about my faith; my life and actions are sufficient
- 11% I find it hard to talk about my faith in ordinary language
- 55% I mostly feel at ease talking about my faith and do so if it comes up
- 20% I feel at ease talking about my faith and seek opportunities to do so

14. Have you ever had a conversion experience or a moment of decisive faith commitment?

- 47% Yes
- 28% No
- 25% Not sure

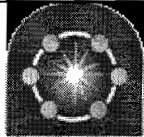
About Your Involvement

15. Are you involved in any community service, social service, or advocacy groups not connected to this parish? (Mark all that apply.)

- 24% Yes, social service or charity groups
- 4% Yes, advocacy, justice, or lobbying groups
- 74% No, I'm not involved with such groups

16. Would you be prepared to invite to a Mass here any of your friends and relatives who do not now go to church?

- 40% Yes, and I have done so in the past 12 months
- 41% Yes, but I have not done so in the past 12 months
- 10% No, probably not
- 1% No, definitely not
- 8% Don't know



US Congregational Life Survey

**OUR MOTHER OF SORROWS PARISH, 2008
TUCSON, ARIZONA**

1653 total responses.
ID Number: R1073

17. In the past 12 months, have you done any of the following? (Mark all that apply.)

- 34% Loaned money to someone outside your family
- 25% Cared for someone outside your family who was very sick
- 22% Helped someone outside your family find a job
- 44% Donated or prepared food for someone outside your family or parish
- 69% Will vote or did vote in the 2008 presidential election
- 65% Donated money to a charitable organization (other than this parish)
- 16% Worked with others to try to solve a community problem
- 10% Contacted an elected official about a public issue
- 10% Contributed money to a political party or candidate
- 4% Spoke at a decision-making meeting of this parish
- 5% Went on a mission or service trip

18. How satisfied are you with what is offered here for children and youth (less than 19 years of age)?

- 31% Very satisfied
- 35% Satisfied
- 8% Mixed feelings
- 1% Dissatisfied
- 1% Very dissatisfied
- 24% Not sure or not applicable

19. Do you have any close friends in this parish?

- 29% No, I have little contact with others from this parish outside of activities here
- 17% No, I have some friends in this parish, but my closest friends are not involved here
- 44% Yes, I have some close friends here as well as other close friends who are not part of this parish
- 10% Yes, most of my closest friends are part of this parish

20. Does this parish have a clear vision, goals, or direction for its ministry and mission?

- 15% I am not aware of such a vision, goals, or direction
- 5% There are ideas but no clear vision, goals, or direction
- 32% Yes, and I am strongly committed to them
- 28% Yes, and I am partly committed to them
- 19% Yes, but I am not committed to them

21. Which one statement best describes your involvement in the making of important decisions in this parish?

- 6% I have been given the opportunity and often participate in decision-making
- 10% I have been given the opportunity and occasionally get involved in decision-making
- 41% I have been given the opportunity but don't usually get involved in decision-making
- 35% I have not been given an opportunity to be involved and this is fine with me
- 7% I have not been given an opportunity to be involved and I am not happy about this

22. Do you have a strong sense of belonging to this parish?

- 39% Yes, a strong sense of belonging that is growing
- 25% Yes, a strong sense--about the same as last year
- 9% Yes, but perhaps not as strong as in the past
- 7% No, but I am new here
- 4% No, and I wish I did by now
- 9% No, but I am happy as I am
- 7% Not applicable

23. While you may value many different styles of music, which two of the following do you prefer at the Masses you attend? (Mark up to two.)

- 48% Traditional hymns
- 31% Choruses or praise music
- 19% Contemporary hymns
- 8% Other contemporary music or songs (not hymns)
- 9% Sung responsorial psalms and other parts of the Mass
- 8% Classical music or chorales
- 4% Contemplative chants (Taizé, Iona)
- 13% Music or songs from a variety of cultures
- 13% Gospel music
- 5% No music or songs
- 6% Don't know



24. Do you agree or disagree: "In general, there is a good match between our parish and our pastor or pastoral leader"?

- 52% Strongly agree
- 32% Agree
- 14% Neutral or unsure
- 1% Disagree
- <1% Strongly disagree
- 1% There is currently no leader here

25. Which of the following aspects of this parish do you personally most value? (Mark up to three.)

- 26% Wider community care or social justice emphasis
- 20% Reaching those who do not attend church
- 27% Traditional style of worship or music
- 11% Contemporary style of worship or music
- 54% Celebrating the Eucharist or receiving Holy Communion
- 10% Social activities or meeting new people
- 22% Sermons or homilies
- 10% Bible study or prayer groups, other discussion groups
- 15% Ministry for children or youth
- 7% Prayer ministry for one another
- 10% Practical care for one another in times of need
- 16% The parish school or pre-school
- 12% Openness to social diversity
- 9% Adult faith education

26. Before you started coming to this parish, were you going to church anywhere else?

- 12% No, I've come here for most or all of my life
- 8% No, before coming here I had not been going to church for several years
- 6% No, before coming here I had never regularly attended
- 74% Yes, immediately prior to coming here, I was going to church somewhere else

27. Before you started coming here, what type of church did you attend? (Mark only one.)

- 84% Another Catholic parish
- 1% Assembly of God
- 1% Baptist
- <1% Episcopal
- <1% Lutheran
- <1% Methodist
- <1% Nazarene
- 1% Non-denominational
- <1% Pentecostal
- <1% Presbyterian
- <1% Seventh-day Adventist
- <1% United Church of Christ
- 2% Other
- 9% I did not attend another church before coming here

About You

28. Age of worshippers:

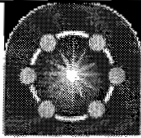
- 9% 15-24
- 26% 25-44
- 34% 45-64
- 31% 65 and above

29. Gender of worshippers:

- 61% Female
- 39% Male

30. What is your employment status? (Mark all that apply.)

- 43% Employed or self-employed full-time
- 9% Employed or self-employed part-time
- 5% Unemployed
- 30% Retired
- 10% Full-time homemaker
- 8% Student
- 4% Other



31. What is the highest educational level you have completed? (reported for worshippers age 25 and older)

- <1% No formal schooling
- 2% Primary school through 8th grade (K-8)
- 6% Some high school
- 33% Completed high school
- 8% Trade certificate
- 15% Associate degree
- 21% Bachelor's degree from a university or college
- 13% Master's, Doctorate, or other graduate degree

32. What is your present marital status?

- 16% Never married
- 52% In first marriage
- 9% Remarried after divorce
- 2% Remarried after death of spouse
- 2% Separated
- 1% Divorced
- 10% Widowed
- 9% Living in a committed relationship

33. Do you have a spouse or partner who is also completing a survey here?

- 48% Yes
- 52% No

34. What is your race or origin? (Mark all that apply.)

- 10% Asian or Pacific Islander
- 2% Black or African American
- 40% Hispanic, Latino, or Spanish origin
- 1% Indian (American) or Alaska Native
- 50% White or Caucasian
- 3% Some other race

35. Where were you born?

- 76% In the United States
- 7% In another English-speaking country
- 17% In a non-English-speaking country

36. Where were your parents born?

- 57% Both born in the United States
- 6% Only father born in the United States
- 6% Only mother born in the United States
- 31% Both father and mother born in another country

37. Where did you live when you were 5 years old?

- 77% In the United States
- 23% In another country

38. When you were 5 years old, was English your primary language?

- 67% Yes
- 33% No

39. Which statement best describes the people who currently live in your household?

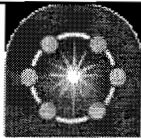
- 15% I live alone
- 28% A couple without children
- 8% One adult with child/children
- 37% Two or more adults with child/children
- 12% Some adults living in the same household

40. Most often reported ZIP codes of worshippers:

- 29% 85710
- 21% 85730
- 10% 85747
- 7% 85711
- 5% 85756
- 3% 85748
- 3% 85641
- 3% 85715
- 2% 85749
- 2% 85706

41. About how much do you give financially to this parish (not including school tuition)?

- 10% I give 10% or more of net income regularly
- 22% I give about 5% to 9% of net income regularly
- 26% I give less than 5% of net income regularly
- 31% I give a small amount whenever I am here
- 10% I do not contribute financially here



42. Which of the following describes your total annual household income before taxes?

- 9% Less than \$10,000
- 19% \$10,000 to \$24,999
- 30% \$25,000 to \$49,999
- 18% \$50,000 to \$74,999
- 12% \$75,000 to \$99,999
- 7% \$100,000 to \$124,999
- 2% \$125,000 to \$149,999
- 3% \$150,000 or more

43. Respondents with at least one household member: (adjusted for multiple responses per household)

- 16% Less than 6 years old
- 22% 6 to 12 years old
- 23% 13 to 18 years old
- 16% 19 to 24 years old
- 92% 25 years old or older

44. Respondents with at least one household member participating here: (adjusted for multiple responses per household)

- 15% Less than 6 years old
- 22% 6 to 12 years old
- 21% 13 to 18 years old
- 11% 19 to 24 years old
- 90% 25 years old or older

45. How many children of any age do you have, whether they live at home or elsewhere? (adjusted for multiple responses per household)

- 24% None
- 12% One
- 24% Two
- 20% Three
- 21% Four or more

46. How many of your children of any age live at home with you? (adjusted for multiple responses per household)

- 57% None
- 17% One
- 17% Two
- 6% Three
- 4% Four or more

Some Final Questions

47. Do you agree or disagree: "In the past year we have grown in unity and strength as a parish community"?

- 27% Strongly agree
- 43% Agree
- 28% Neutral or unsure
- 2% Disagree
- <1% Strongly disagree

48. Compared to 2 years ago, do you think you participate in activities of this parish more, less, or about the same amount as you did then?

- 23% Participate more
- 47% About the same participation
- 14% Participate less
- 16% Not applicable (been coming less than 2 years)

49. Have this parish's leaders encouraged you to find and use your gifts and skills here?

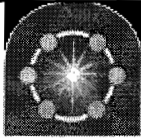
- 30% Yes, to a great extent
- 27% Yes, to some extent
- 13% Yes, to a small extent
- 14% Not at all
- 16% Don't know

50. How often do you experience the following during worship services at this congregation? (Always or Usually)

- 85% A sense of God's presence
- 76% Inspiration
- 10% Boredom
- 42% Awe or mystery
- 75% Joy
- 7% Frustration
- 32% Spontaneity
- 76% A sense of fulfilling my obligation

51. Do you agree or disagree: "Only followers of Jesus Christ can be saved"?

- 22% Strongly agree
- 20% Agree
- 19% Neutral or unsure
- 25% Disagree
- 13% Strongly disagree



US Congregational Life Survey

**OUR MOTHER OF SORROWS PARISH, 2008
TUCSON, ARIZONA**

1653 total responses.
ID Number: R1073

52. Of the following, which one best describes your opinion of the future directions of this parish?

- 8% We need to get back to the way we did things in the past
- 17% We are faithfully maintaining past directions
- 14% We are currently deciding on new directions
- 24% We are currently moving in new directions
- 5% We need to rethink where we are heading
- 1% Our future is very unclear or doubtful
- 31% Don't know

53. How long does it usually take you to get here?

- 20% 1-5 minutes
- 29% 6-10 minutes
- 21% 11-15 minutes
- 17% 16-20 minutes
- 9% 21-30 minutes
- 3% More than 30 minutes

54. Over the last two years, has there been any conflict in this parish? (Mark only one.)

- 59% No conflict that I am aware of
- 11% Some minor conflict
- 2% Major conflict
- 1% Major conflict, with leaders or people leaving
- 27% Don't know

55. How important is this parish community in your life?

- 30% Extremely important
- 33% Very important
- 18% Quite important
- 14% A little important
- 4% Not at all important

56. To what extent does the pastor or pastoral leader here take into account the ideas of those who worship here?

- 48% A great extent
- 20% Some extent
- 5% A small extent
- 1% Not at all
- 26% Don't know
- <1% There is currently no leader here

57. Which of the following is the best description of the style of leadership of your pastor, minister, or priest?

- 21% Leadership that tends to take charge
- 45% Leadership that inspires people to take action
- 13% Leadership that acts on goals that people here have been involved in setting
- 1% Leadership where the people start most things
- <1% There is currently no leader here
- 20% Don't know

58. Do you agree or disagree: "God is directly involved in worldly affairs"?

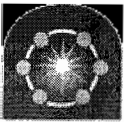
- 47% Strongly agree
- 33% Agree
- 15% Neutral or unsure
- 4% Disagree
- 1% Strongly disagree
- <1% I don't believe in God

59. Do you agree or disagree: "God is angered by human sin"?

- 28% Strongly agree
- 32% Agree
- 19% Neutral or unsure
- 14% Disagree
- 6% Strongly disagree
- <1% I don't believe in God

60. Which of the following terms best describes your current stand on theological issues?

- 13% Very conservative
- 39% Conservative
- 37% Right in the middle
- 9% Liberal
- 2% Very liberal



Strength 1

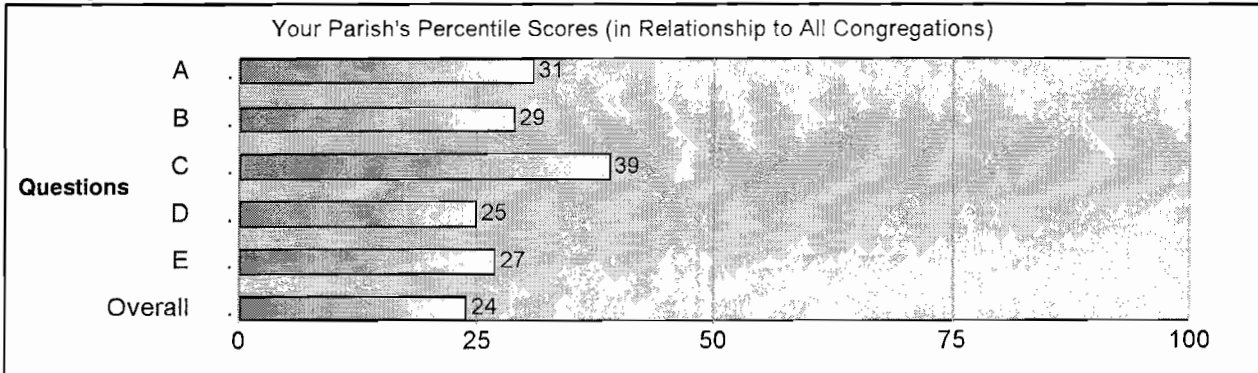
Growing Spiritually

Spiritual Connections

Are your worshipers Growing Spiritually? The chart below displays the five questions that make up this strength and the percentage of worshipers giving each answer. The last line shows your parish's overall or average score—your parish's overall score is 39%. You can also see how your scores compare to other congregations of similar size and faith group.

	Growing Spiritually Questions: Percentage of Worshipers Who...	Your Parish	Average for all congregations with more than 350 in worship	Average for Catholic Churches
A	Are growing in their faith through participation in activities of their parish	32%	34%	32%
B	Spend time at least a few times a week in private devotional activities	65%	66%	61%
C	Feel their spiritual needs are being met in their parish	83%	85%	83%
D	Report Bible study and prayer groups as one of the three most valued aspects of their parish	10%	16%	9%
E	Report the prayer ministry of the parish as one of the three most valued aspects of their parish	7%	9%	5%
	Overall Growing Spiritually Scores:	39%	42%	38%


The box below shows where your parish's percentile scores on each question fit in the national picture of all congregations. Your parish has an overall score that puts it in the 24th percentile. This means 76% of all congregations scored higher than yours on Growing Spiritually. Congregations in the 80th percentile or above are strong in this area.



What We Know about Congregations Where Most Worshipers Are Growing Spiritually

Congregations and parishes in the top 20%, that is in the 80th percentile or above (where Growing Spiritually is high), also tend to be doing well in other areas. Their worshipers are more likely to:

- * have a strong sense of belonging to the congregation (Strength 4)
- * experience meaningful worship in the congregation (Strength 2)
- * have begun attending the congregation in the last five years (Strength 8)



Strength **2**

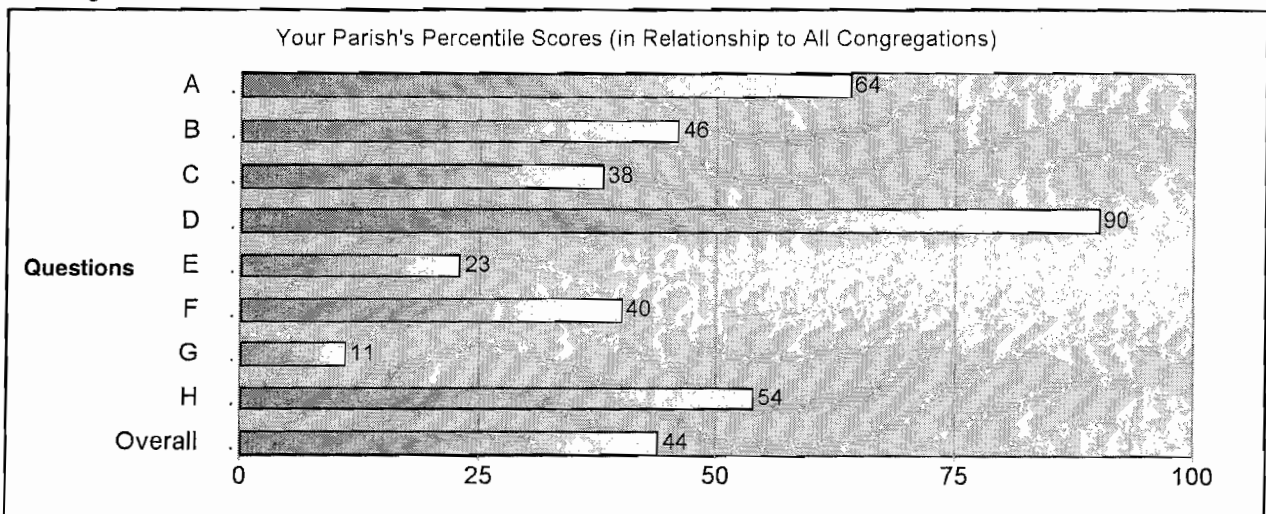
Meaningful Worship

Spiritual Connections

Do your worshipers experience Meaningful Worship? The chart below displays the eight questions that make up this strength and the percentage of worshipers giving each answer. The last line shows your parish's overall or average score—your parish's overall score is 60%. You can also see how your scores compare to other congregations of similar size and faith group.

	Meaningful Worship Questions: Percentage of Worshipers Who...	Your Parish	Average for all congregations with more than 350 in worship	Average for Catholic Churches
A	Experience God's presence during worship always or usually	85%	84%	83%
B	Experience inspiration during worship always or usually	76%	77%	70%
C	Experience joy during worship always or usually	75%	77%	72%
D	Experience awe during worship always or usually	42%	33%	34%
E	Experience boredom during worship rarely	57%	66%	59%
F	Experience frustration during worship rarely	69%	72%	67%
G	Report the sermons, preaching, or homilies as one of the three most valued aspects of their parish	22%	38%	32%
H	Report worship services and other congregational activities help them to a great extent with everyday life	56%	49%	43%
	Overall Meaningful Worship Scores:	60%	62%	58%

The box below shows where your parish's percentile scores on each question fit in the national picture of all congregations. Your parish has an overall score that puts it in the 44th percentile. This means 56% of all congregations scored higher than yours on Meaningful Worship. Congregations in the 80th percentile or above are strong in this area.



What We Know about Congregations with Meaningful Worship

Congregations and parishes in the top 20%, that is in the 80th percentile or above (where Meaningful Worship is high), also tend to be doing well in other areas. Their worshipers are more likely to:

- * have empowering congregational leaders (Strength 9)
- * be growing spiritually (Strength 1)
- * participate in congregational activities (Strength 3)



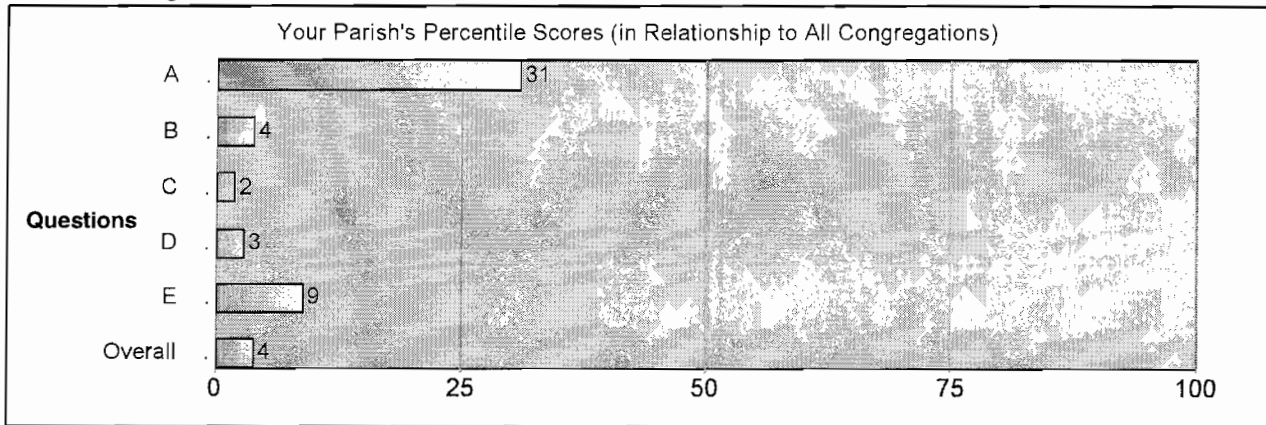
Strength 3
Participating in the Parish

Inside Connections

Are your worshipers Participating in the Parish? The chart below displays the five questions that make up this strength and the percentage of worshipers giving each answer. The last line shows your parish's overall or average score—your parish's overall score is 34%. You can also see how your scores compare to other congregations of similar size and faith group.

	Participating in the Parish Questions: Percentage of Worshipers Who...	Your Parish	Average for all congregations with more than 350 in worship	Average for Catholic Churches
A	Attend Mass usually every week or more than once a week	76%	80%	80%
B	Are involved in one or more small groups (e.g., Sunday school, prayer, or Bible study, discussion groups)	28%	50%	42%
C	Have one or more leadership roles in the parish (e.g., parish council member, reader, Eucharistic minister, teacher, group leader)	27%	40%	42%
D	Often participate in important decision making in the parish	6%	15%	14%
E	Regularly give 5% or more of their net income to the parish (not including school tuition)	32%	53%	44%
	Overall Participating in the Parish Scores:	34%	48%	44%


The box below shows where your parish's percentile scores on each question fit in the national picture of all congregations. Your parish has an overall score that puts it in the 4th percentile. This means 96% of all congregations scored higher than yours on Participating in the Parish. Congregations in the 80th percentile or above are strong in this area.



What We Know about Congregations Where Most Worshipers Are Participating in the Congregation

Congregations and parishes in the top 20%, that is in the 80th percentile or above (where Participating in the Parish is high), also tend to be doing well in other areas. Their worshipers are more likely to:

- * be growing spiritually (Strength 1)
- * be inviting others to worship and talking about their faith (Strength 7)
- * share a strong vision for the congregation's future (Strength 10)
- * have begun attending the congregation in the last five years (Strength 8)
- * be caring for children and youth participating in the congregation (Strength 5)



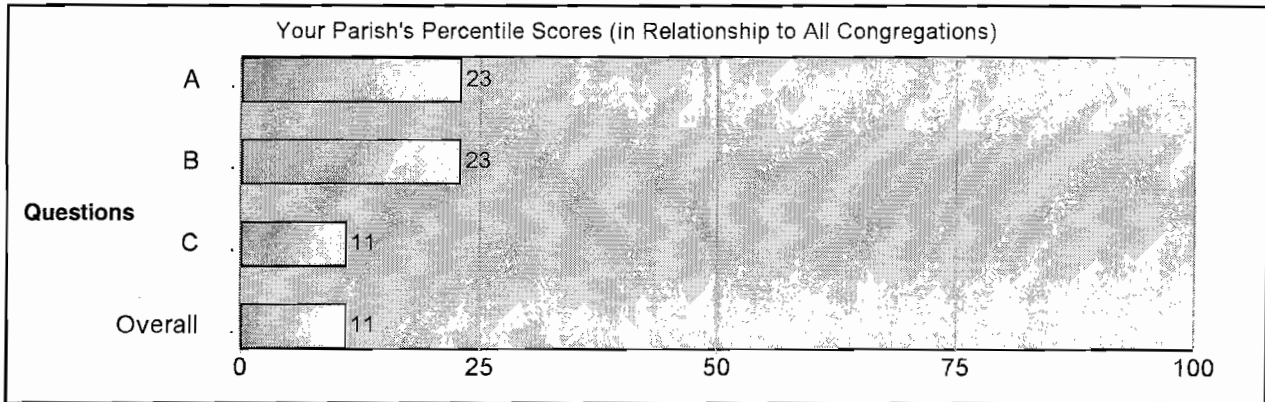
Strength 4
Having a Sense of Belonging

Inside Connections

Do your worshipers Have a Sense of Belonging? The chart below displays the three questions that make up this strength and the percentage of worshipers giving each answer. The last line shows your parish's overall or average score—your parish's overall score is 24%. You can also see how your scores compare to other congregations of similar size and faith group.

	Having a Sense of Belonging Questions: Percentage of Worshipers Who...	Your Parish	Average for all congregations with more than 350 in worship	Average for Catholic Churches
A	Report they are participating in the activities of the parish more than they did two years ago	23%	30%	28%
B	Say most of their closest friends are part of this parish	10%	16%	15%
C	Feel their sense of belonging to this parish is strong and growing	39%	50%	48%
	Overall Sense of Belonging Scores:	24%	32%	30%

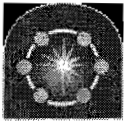
The box below shows where your parish's percentile scores on each question fit in the national picture of all congregations. Your parish has an overall score that puts it in the 11th percentile. This means 89% of all congregations scored higher than yours on Having a Sense of Belonging. Congregations in the 80th percentile or above are strong in this area.



What We Know about Congregations with a Strong Sense of Belonging

Congregations and parishes in the top 20%, that is in the 80th percentile or above (where Having a Sense of Belonging is high), also tend to be doing well in other areas. Their worshipers are more likely to:

- * be growing spiritually (Strength 1)
- * share a strong vision for the congregation's future (Strength 10)
- * have begun attending the congregation in the last five years (Strength 8)



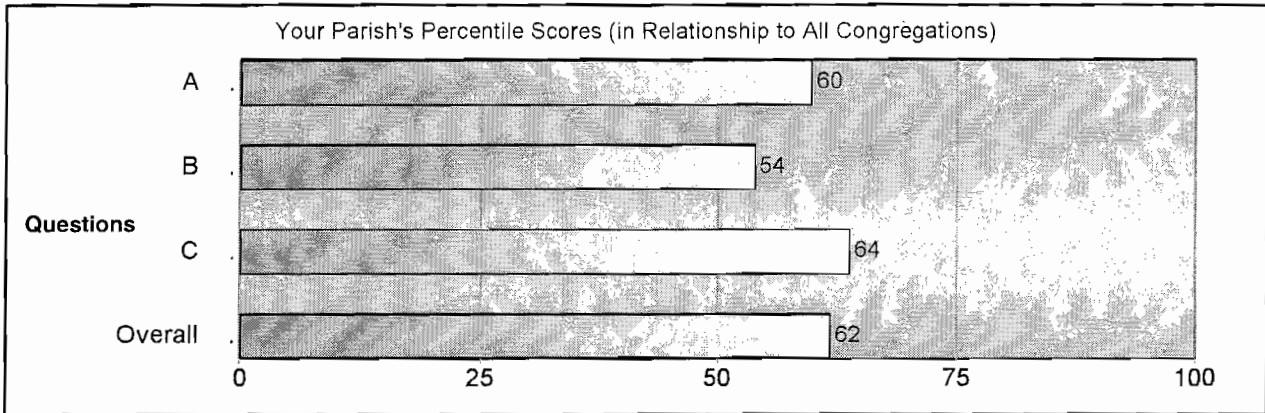
Strength 5
Caring for Young People

Inside Connections

Does your parish Care for Young People? The chart below displays the three questions that make up this strength and the percentage of worshipers giving each answer. The last line shows your parish's overall or average score—your parish's overall score is 56%. You can also see how your scores compare to other congregations of similar size and faith group.

	Caring for Young People Questions: Percentage of Worshipers...	Your Parish	Average for all congregations with more than 350 in worship	Average for Catholic Churches
A	Who are satisfied with what is offered by the parish for children and youth (under 19 years of age)	66%	65%	54%
B	Who report ministry for children or youth as one of the three most valued aspects of their parish	15%	15%	9%
C	Whose children and youth (living at home) also worship here	86%	78%	74%
	Overall Caring for Young People Scores:	56%	53%	46%

The box below shows where your parish's percentile scores on each question fit in the national picture of all congregations. Your parish has an overall score that puts it in the 62nd percentile. This means 38% of all congregations scored higher than yours on Caring for Young People. Congregations in the 80th percentile or above are strong in this area.



What We Know about Congregations That Are Caring for Young People

Congregations and parishes in the top 20%, that is in the 80th percentile or above (where Caring for Young People is high), also tend to be doing well in other areas. Their worshipers are more likely to:

- * share a strong vision for the congregation's future (Strength 10)



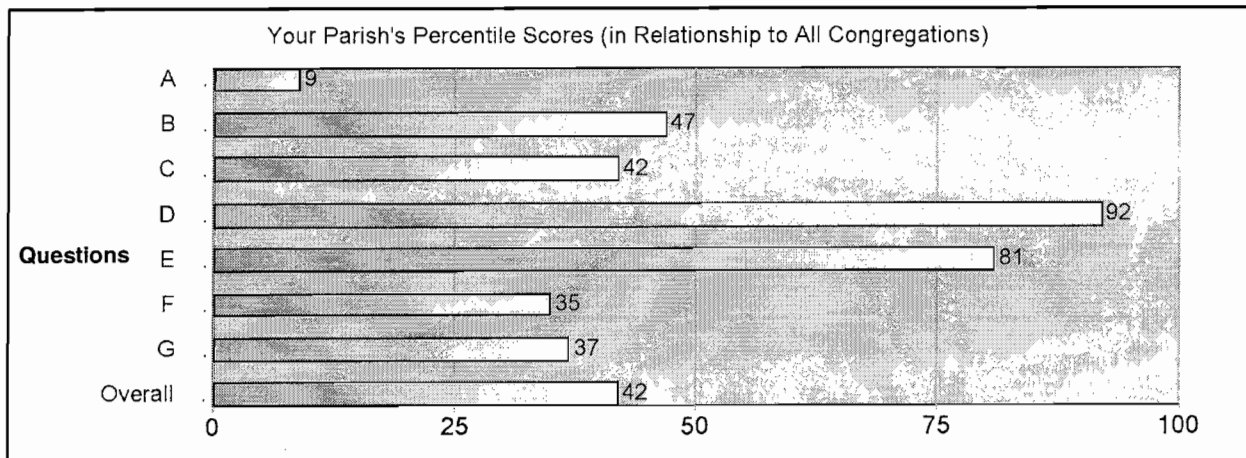
Strength 6
 Focusing on the Community

Outside Connections

Does your parish Focus on the Community? The chart below displays the seven questions that make up this strength and the percentage of worshipers giving each answer. The last line shows your parish's overall or average score—your parish's overall score is 32%. You can also see how your scores compare to other congregations of similar size and faith group.

	Focusing on the Community Questions: Percentage of Worshipers Who...	Your Parish	Average for all congregations with more than 350 in worship	Average for Catholic Churches
A	Are involved in social service or advocacy groups through the parish	9%	19%	20%
B	Are involved in social service or advocacy groups in their community	26%	27%	28%
C	Contribute to charitable organizations other than their parish	65%	67%	65%
D	Report wider community care or social justice emphasis as one of the three most valued aspects of their parish	26%	13%	14%
E	Report openness to social diversity as one of the three most valued aspects of their parish	12%	9%	10%
F	Worked with others in the last year to try to solve a community problem	16%	19%	23%
G	Voted or will vote in the 2008 presidential election	69%	73%	70%
	Overall Focusing on the Community Scores:	32%	32%	33%


The box below shows where your parish's percentile scores on each question fit in the national picture of all congregations. Your parish has an overall score that puts it in the 42nd percentile. This means 58% of all congregations scored higher than yours on Focusing on the Community. Congregations in the 80th percentile or above are strong in this area.



What We Know about Congregations That Are Focusing on the Community

Congregations and parishes in the top 20%, that is in the 80th percentile or above (where Focusing on the Community is high), also tend to be doing well in other areas. Their worshipers are more likely to:

- * have empowering congregational leaders (Strength 9)
- * have a strong sense of belonging to the congregation (Strength 4)
- * share a strong vision for the congregation's future (Strength 10)



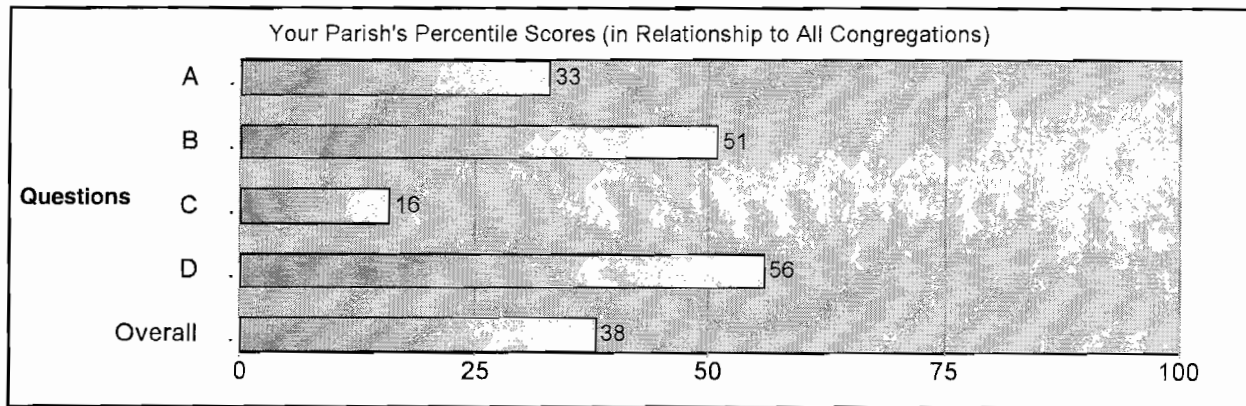
Strength 7
Sharing Faith

Outside Connections

Are your worshipers Sharing Their Faith? The chart below displays the four questions that make up this strength and the percentage of worshipers giving each answer. The last line shows your parish's overall or average score—your parish's overall score is 24%. You can also see how your scores compare to other congregations of similar size and faith group.

	Sharing Faith Questions: Percentage of Worshipers Who...	Your Parish	Average for all congregations with more than 350 in worship	Average for Catholic Churches
A	Are involved in outreach or evangelistic activities in their parish	16%	15%	11%
B	Feel at ease talking about their faith and seek opportunities to do so	20%	19%	17%
C	Have invited to a worship service in the past year a friend or relative who does not currently attend anywhere	40%	49%	40%
D	Report reaching those who do not attend as one of the three most valued aspects of their parish	20%	16%	12%
Overall Sharing Faith Scores:		24%	25%	20%


The box below shows where your parish's percentile scores on each question fit in the national picture of all congregations. Your parish has an overall score that puts it in the 38th percentile. This means 62% of all congregations scored higher than yours on Sharing Faith. Congregations in the 80th percentile or above are strong in this area.



What We Know about Congregations Strong in Sharing Faith

Congregations and parishes in the top 20%, that is in the 80th percentile or above (where Sharing Faith is high), also tend to be doing well in other areas. Their worshipers are more likely to:

- * participate in congregational activities (Strength 3)
- * have empowering congregational leaders (Strength 9)
- * have a strong sense of belonging to the congregation (Strength 4)
- * have begun attending the congregation in the last five years (Strength 8)



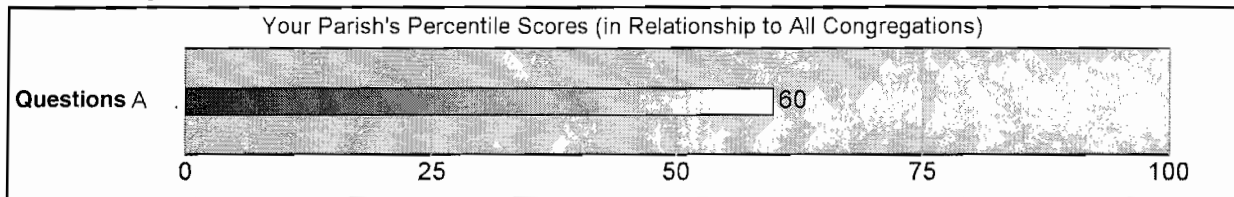
Strength **8** Welcoming New Worshipers

Identity Connections

Is your parish Welcoming New Worshipers? The chart below displays the one question that makes up this strength and the percentage of worshipers giving that answer. The last line shows your parish's overall or average score—your parish's overall score is 34%. You can also see how your scores compare to other congregations of similar size and faith group.

	Welcoming New Worshipers Questions: Percentage of Worshipers Who...	Your Parish	Average for all congregations with more than 350 in worship	Average for Catholic Churches
A	Began attending services or activities of your parish in the last five years	34%	35%	27%
	Overall Welcoming New Worshipers Scores:	34%	35%	27%

The box below shows where your parish's percentile scores on each question fit in the national picture of all congregations. Your parish has an overall score that puts it in the 0th percentile. This means 100% of all congregations scored higher than yours on Welcoming New Worshipers. Congregations in the 80th percentile or above are strong in this area.



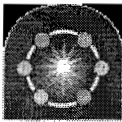
New people (those attending five years or less) come from four faith backgrounds:

- 1) **First-timers** (8% in your parish) are those who have never regularly attended anywhere
- 2) **Returns** (10% in your parish) are those coming back after not having attended anywhere for several years
- 3) **Switchers** (5% in your parish) are those who participated in another congregation with a different faith tradition before coming here
- 4) **Transfers** (78% in your parish) are those who were participating in another parish immediately prior to attending your parish

What We Know about Congregations That Are Welcoming New Worshipers

Congregations and parishes in the top 20%, that is in the 80th percentile or above (where there are many New Worshipers), also tend to be doing well in other areas. Their worshipers are more likely to:

- * be inviting others to worship and talking about their faith (Strength 7)
- * be growing spiritually (Strength 1)



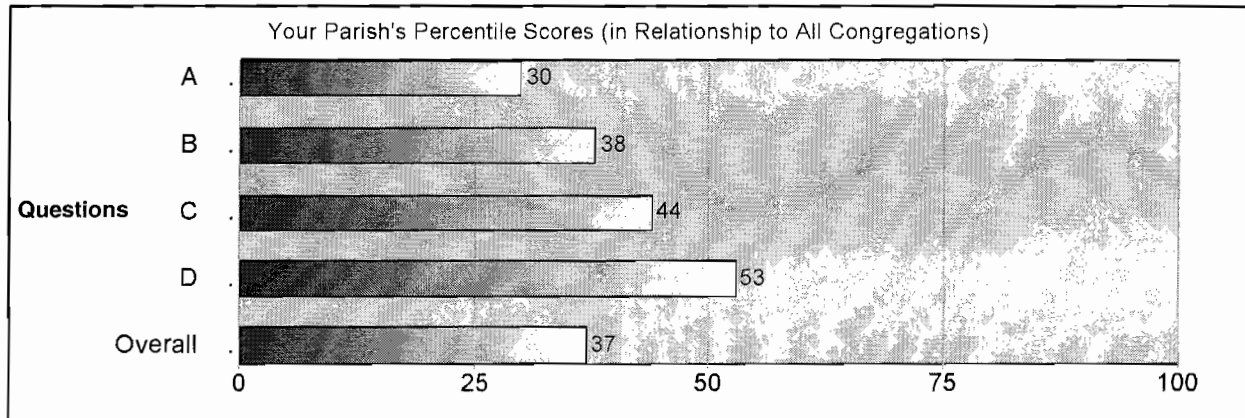
Strength **9** Empowering Leadership

Identity Connections

Does your parish have Empowering Leadership? The chart below displays the four questions that make up this strength and the percentage of worshipers giving each answer. The last line shows your parish's overall or average score—your parish's overall score is 44%. You can also see how your scores compare to other congregations of similar size and faith group.

	Empowering Leadership Questions: Percentage of Worshipers Who...	Your Parish	Average for all congregations with more than 350 in worship	Average for Catholic Churches
A	Feel the parish's leaders encourage them to find and use their gifts to a great extent	30%	35%	30%
B	Feel the priest or appointed pastoral leader takes into account the ideas of worshipers to a great extent	48%	47%	45%
C	Describe the leadership style of the priest or appointed pastoral leader as one that inspires people to take action	45%	48%	39%
D	Strongly feel there is a good match between the parish and the priest or appointed pastoral leader	52%	53%	42%
	Overall Empowering Leadership Scores:	44%	46%	39%

The box below shows where your parish's percentile scores on each question fit in the national picture of all congregations. Your parish has an overall score that puts it in the 37th percentile. This means 63% of all congregations scored higher than yours on Empowering Leadership. Congregations in the 80th percentile or above are strong in this area.



What We Know about Congregations with Empowering Leadership

Congregations and parishes in the top 20%, that is in the 80th percentile or above (where Empowering Leadership is high), also tend to be doing well in other areas. Their worshipers are more likely to:

- * experience meaningful worship in the congregation (Strength 2)
- * have a strong sense of belonging to the congregation (Strength 4)
- * share a strong vision for the congregation's future (Strength 10)
- * be involved in the community (Strength 6)



Strength 10

Looking to the Future

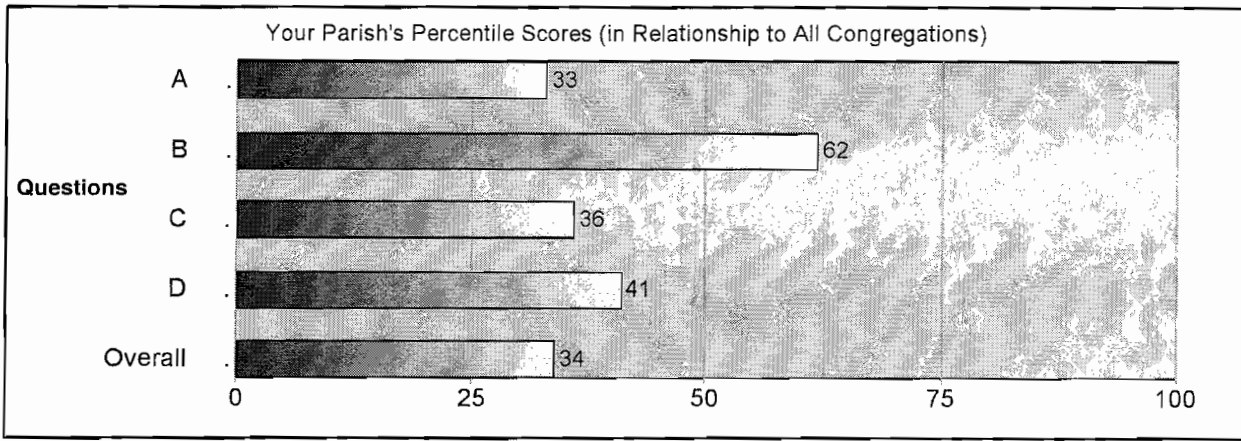
Identity Connections

Is your parish Looking to the Future? The chart below displays the four questions that make up this strength and the percentage of worshipers giving each answer. The last line shows your parish's overall or average score—your parish's overall score is 35%. You can also see how your scores compare to other congregations of similar size and faith group.

	Looking to the Future Questions: Percentage of Worshipers Who...	Your Parish	Average for all congregations with more than 350 in worship	Average for Catholic Churches
A	Feel the parish has a clear vision, goals, or direction for its ministry and mission and are strongly committed to them	32%	35%	26%
B	Have a sense of excitement about their parish's future	**	38%	34%
C	Feel the parish is currently moving in new directions	24%	37%	27%
D	Feel the parish is always ready to try something new	**	55%	50%
	Overall Looking to the Future Scores:	35%	41%	34%

** Note that this questions was not used in many Catholic parishes. Your overall score on this strength has been calculated using the average of Catholic parishes that did answer this question.


The box below shows where your parish's percentile scores on each question fit in the national picture of all congregations. Your parish has an overall score that puts it in the 34th percentile. This means 66% of all congregations scored higher than yours on Looking to the Future. Congregations in the 80th percentile or above are strong in this area.



What We Know about Congregations That Are Looking to the Future

Congregations and parishes in the top 20%, that is in the 80th percentile or above (where Looking to the Future is high), also tend to be doing well in other areas. Their worshipers are more likely to:

- * have a strong sense of belonging to the congregation (Strength 4)
- * have begun attending the congregation in the last five years (Strength 8)

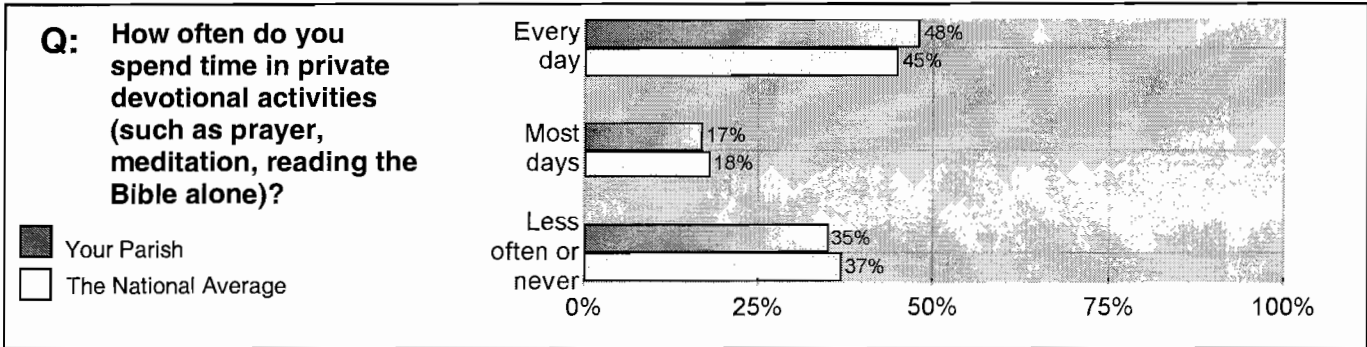


Building Spiritual Connections

Spiritual connections are made through worshipers' private devotional activities and their participation in parish activities such as worship.

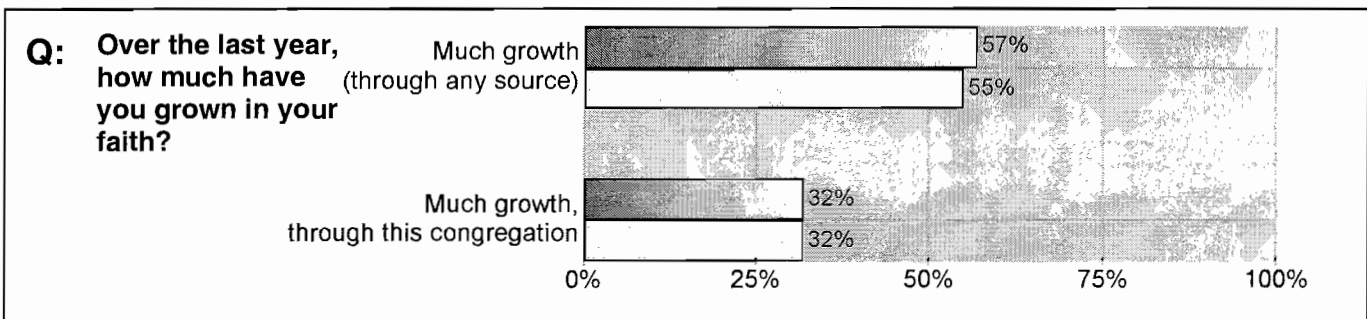
1 Private Devotions

About 48% of the people in your parish spend time every day in private devotional activities (such as prayer, meditation, or reading the Bible alone). Your worshipers are about as likely to spend time in these activities when compared to worshipers across the country (the national average is 45% who spend time every day in private devotional activities).



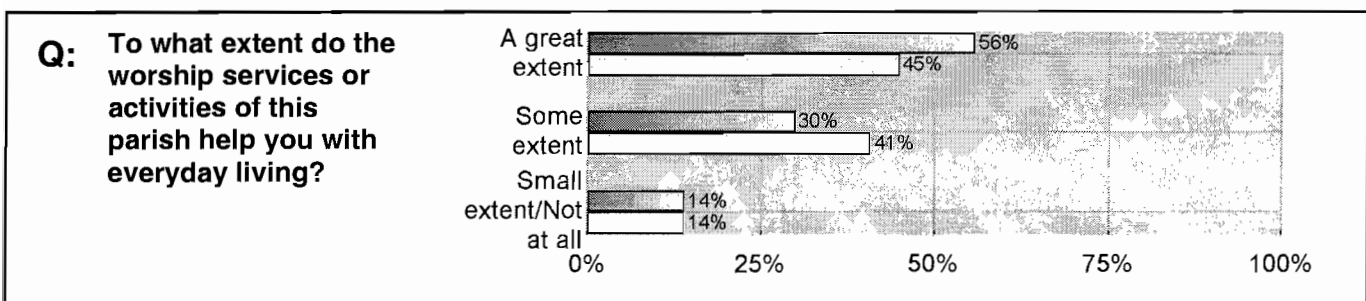
2 Growing in Faith

About half of the people in America's congregations (55%) and 57% in your parish report they have experienced much growth in their faith over the last year, through any source. Worshipers in your parish (32%) are about as likely to say their spiritual growth comes from involvement in your parish. Some of your worshipers reported growing in their faith through other groups (7%) or through their own activities (17%).



3 Help with Everyday Living

To what extent do the worship services or activities of your parish help worshipers with everyday living? 56% of your worshipers reported that they are helped "to a great extent" by worship or parish activities. This compares to the national average of 45% who report finding worship services or activities helpful with everyday living.






Your Parish
 The National Average

Meeting Spiritual Needs

4 Like the majority of worshipers in the U.S., 83% of your worshipers feel that your parish meets their spiritual needs. Across the U.S., 83% of worshipers feel this way.

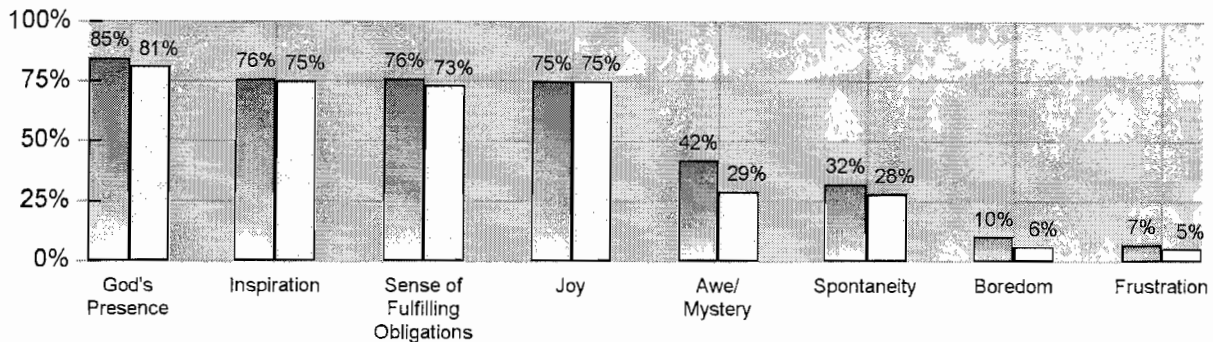
Q: My spiritual needs are being met in this parish. (% who "agree" or "strongly agree")



Worship Experiences

5 Meaningful worship experiences are central for most congregations and their members. In your parish, the largest number of worshipers "usually" or "always" experience God's presence during worship. Fortunately, the smallest percentage of worshipers "usually" or "always" experience frustration.

Q: How often do you experience the following during worship services at this parish? (% who say "always" or "usually")



Making Music

6 Worshipers in your parish prefer the following styles of music in parish worship: traditional hymns (48%), praise music or choruses (31%), and contemporary hymns (19%). Across the country, worshipers reported the following preferences most often: traditional hymns (60%), praise music or choruses (33%), and contemporary hymns (25%).

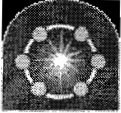
Q: While you may value many different styles of music, which of the following do you prefer in worship? (Mark up to two.) Responses for your parish:

Traditional hymns	48%	Sung responsorial psalms	9%
Praise music or choruses	31%	Other contemporary music or songs	8%
Contemporary hymns	19%	Classical music	8%
Music from a variety of cultures	13%	No music	5%
Gospel music	13%	Contemplative chants	4%

Making the Connections

Review the six spiritual connections in your parish and consider these discovery questions for group discussion:

- * What are your parish's strengths in nurturing the spiritual lives of those who attend here?
- * What faith connections require new wiring?
- * What can your parish offer to meet the spiritual needs of those who are not attending worship anywhere?
- * How can your parish build on its spiritual strengths?



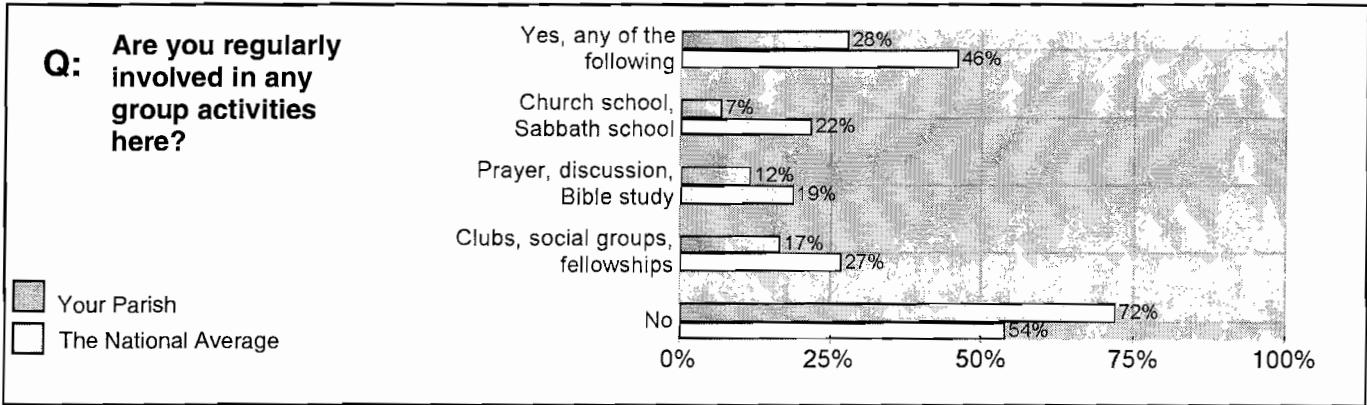
Your Parish
 The National Average

Building Inside Connections

Worshippers connect with others in the parish through group activities (such as church school, prayer and study groups, and fellowships or clubs), serving in leadership roles, and financial support.

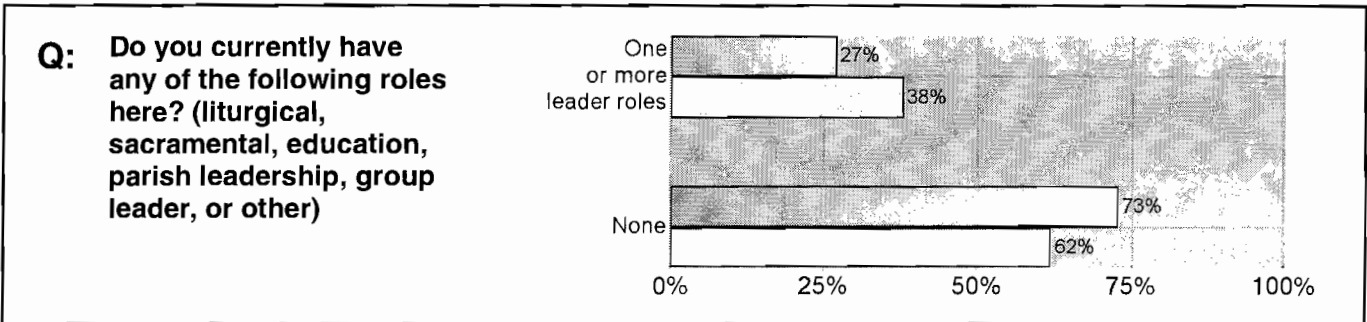
1 Involving Worshipers

How are worshippers involved in your parish? Overall, 28% of your worshippers join in small group activities. Some take part in group activities like Sunday school, church school, or Sabbath school (7%); prayer, discussion, or Bible study groups (12%); or fellowships, clubs, or other social groups (17%). Your parish's percentage is lower than the national average where 46% engage in some small group activity.




2 Involving Leaders


How many worshippers serve in leadership roles in your parish? 27% hold at least one leadership position in your parish (such as liturgical, parish leadership, group leader, etc.). About 38% of worshippers across the U.S. serve as leaders.



3 Belonging Here


Do worshippers in your parish feel like they belong? 73% report a strong sense of belonging to your parish, which is less than in the typical congregation. 39% in your parish said this sense of belonging has been growing and 34% said it is steady or declining.





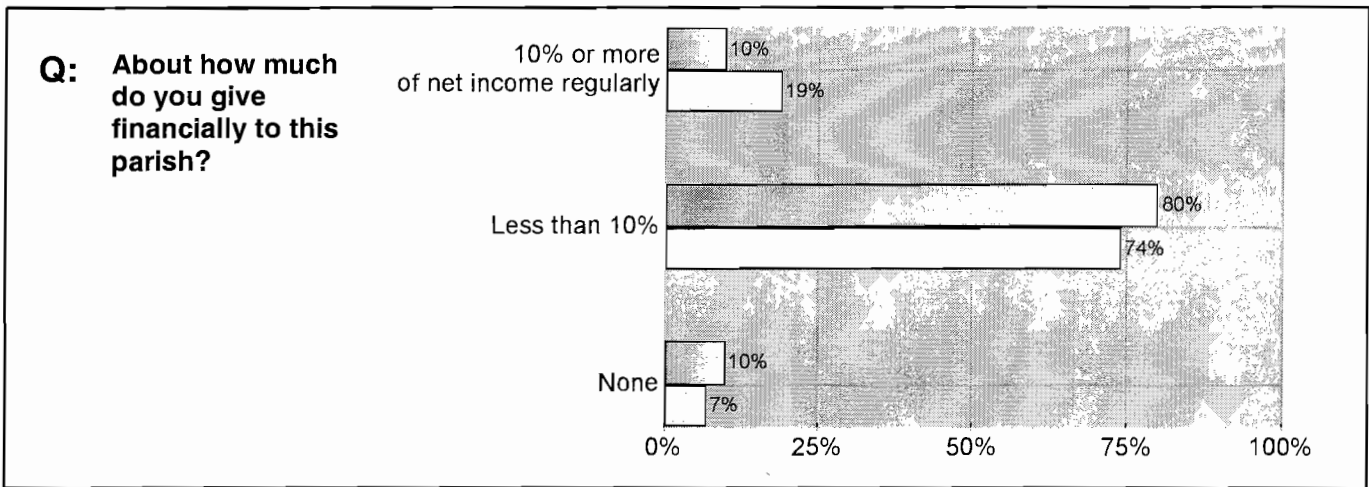
4 Making Friends

Are worshipers developing friendships with others in the parish? About 54% of your worshipers say some or all of their close friends attend there. This is not typical of the national picture where 67% of worshipers say they have some close friends in their congregation.




5 Giving

Financial support connects people to the parish and its mission. In your parish, 90% make financial contributions including 10% who regularly give 10% or more of their net income to your parish. Nationally, 93% of worshipers make financial contributions, and 19% give 10% or more of their net income.



6 Being a Team


Do worshipers feel there is a connection between leaders and worshipers in your parish? Nearly all worshipers in your parish (85%) agree with the statement "In general, there is a good match between our parish and our minister, pastor, or priest." Across all worshipers in the U.S., about 84% agree with this statement.



Making the Connections

Review the six inside connections in your parish and consider these discovery questions for group discussion:

- *What are your parish's strengths in this area?
- *What connections inside your walls need attention and maintenance?
- *How can your parish build on its relationship strengths?



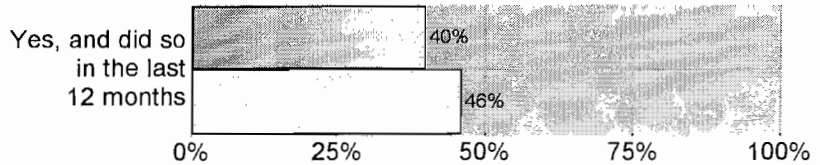
Building Outside Connections

How does your parish connect to the community and non-members? Outside Connections consist of inviting others to attend, caring for neighbors, and welcoming new people.

1 Inviting Others

Do your worshipers invite others to attend Mass? In the past 12 months, 40% invited a friend or relative who does not attend a parish to your worship services. This is less than the average congregation where 46% asked someone to attend worship services.

Q: Would you be prepared to invite to a Mass here any of your friends and relatives who do not now go to church?



2 Reaching Out

How many worshipers contribute to your parish's outreach or evangelism efforts? In your parish, 16% join in these types of activities to reach out to the wider community. This percentage is similar to the national picture where 13% report being involved in evangelism or outreach activities.

Q: Do you regularly take part in any activities of this parish that reach out to the wider community?




3 Your Parish's Inviting Activities

From a list of 15 possible activities, a typical congregation reports using 6 strategies to reach out to non-members in the previous year. The most common strategies are: mailing newsletters, encouraging members to invite new people, and mailing visitors a letter. Your parish listed 8 outreach strategies: mailing newsletters, placing a paper ad, placing an ad in the phone book, keeping a web site for the congregation, holding a neighborhood activity, encouraging members to invite new people, trying to contact people new to the area, and having a committee to recruit new members.

4 Serving the Community

Are your worshipers involved in any community service, social justice, or advocacy activities? 29% of your worshipers take part in service or advocacy activities. Some join in community service activities organized through your parish (9% in your parish take part in such groups). Several of your worshipers (25%) participate in social service or advocacy groups not connected to your parish. This is about the same as the national average for all U.S. worshipers where 18% overall get involved in service or advocacy through their congregation, and 29% serve their communities through groups not connected to their congregation.

Q: Are you involved in any community service, social service, or advocacy groups?

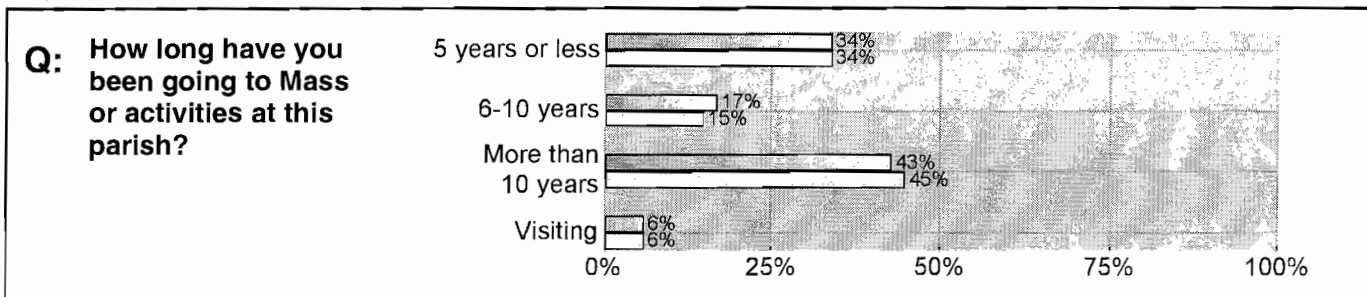




Your Parish
 The National Average

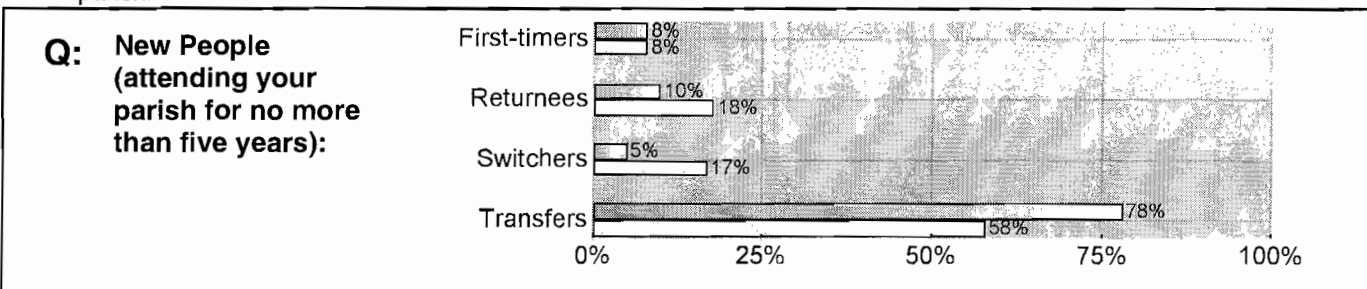
5 Welcoming New People

How many new people attend Mass in your parish? About 34% of those attending worship services at your parish have been coming for 5 years or less. Nationally, about 34% of all worshipers report attending 5 years or less. Visitors make up 6% of your worshipers. This compares to a national average of 6% of worshipers who are visitors.



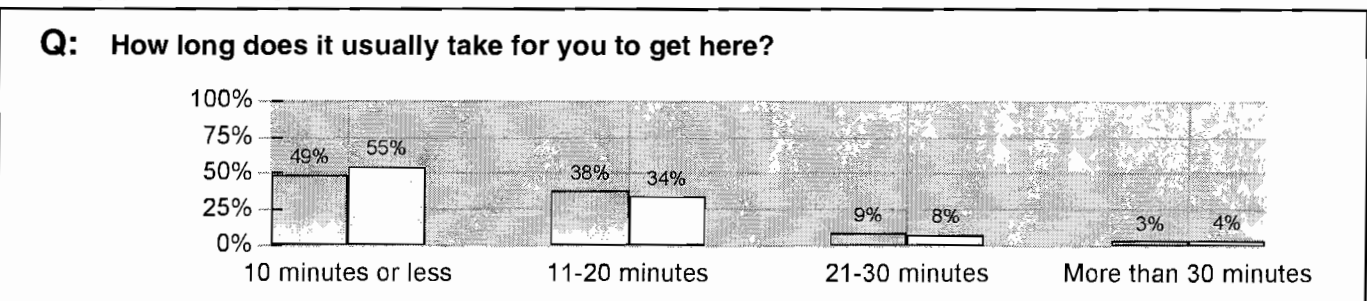
6 Knowing New People

What type of faith background is typical of the new people in your parish? New people (those attending five years or less) come from 4 different faith backgrounds: first-timers (8% in your parish), those who have never regularly attended anywhere; returnees (10%), those who are coming back after not attending anywhere for several years; switchers (5%), those who participated in another congregation with a different faith tradition; and transfers (78%), those who were participating in another Catholic parish immediately prior to attending your parish.



7 Getting Here

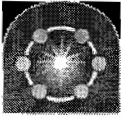
Do worshipers come from the immediate community or do they travel some time in order to attend? The largest percentage of people in your parish take 10 minutes or less to get to the services. Nearly all of the people in your parish (87%) travel 20 minutes or less to attend services. Across all American congregations, 89% arrive in 20 minutes or less.





Making the Connections

Review the seven connections with the people and the community outside your parish and consider these discovery questions for group discussion:

- *What are your parish's strengths in the areas of social care, evangelism, and advocacy?
- *Is your focus what you expected it to be?
- *Are there gaps in your community connections? What walls do you need to break down or open up?



 Your Parish
 The National Average

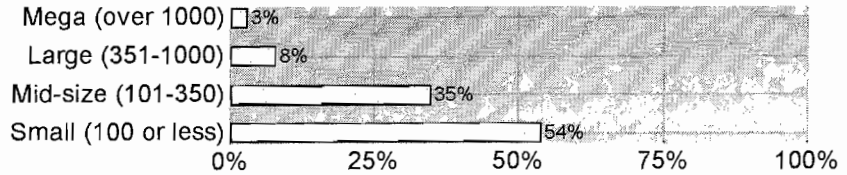
Building Identity Connections

Worshippers have an individual identity based on their age, education, and other factors. Worshipers also have a congregational identity that includes what they value and their dreams for the congregation's future.

1 Your Size

Small congregations dot the landscape, but most worshipers find themselves in large congregations. Your parish is mega with an average of 3000 attendees. The chart below shows where your parish fits in the size picture of all congregations.

Q: Worship attendance in the U.S.



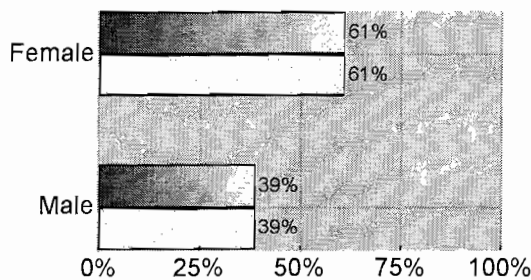
2 Your Gender Profile

Who makes up your parish? There are fewer men (39%) than women (61%) in most congregations. Women outnumber men in your parish (61% are women).

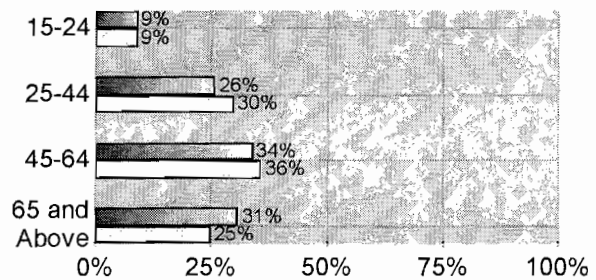
3 Your Age Profile

In most congregations, those aged 45-64 make up the largest group (36%). The average age of worshipers in your parish is 52. This is older than than the national average of 51. People in the age range of 45-64 comprise the largest age group in your parish.

Gender



Age



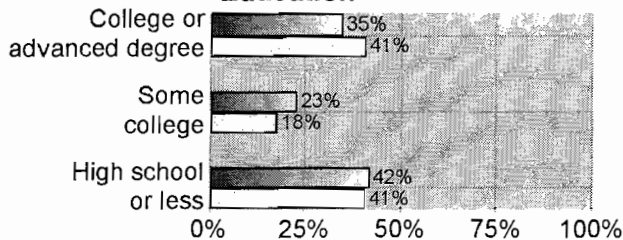
4 Your Educational Background

Worshippers in the U.S. tend to be well-educated. The U.S. Census shows that about 23% of people across the country hold at least a college degree. Among worshipers, the figure is 41%. In your parish, 35% report a college or graduate degree.

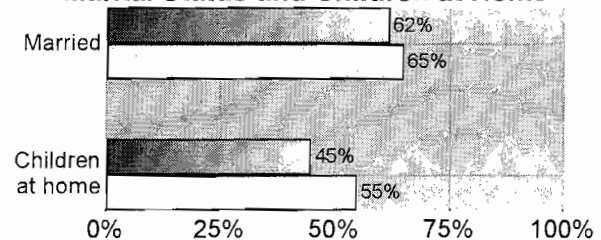
5 Your Household Types

Most worshipers in America are married, and this is true in your parish as well. Overall, 55% of worshipers have children living at home, more than the results for your parish (45%). Again, worshipers differ from typical Americans. The U.S. Census indicates that only 52% of the population in this country are currently married, and about 33% have children living at home.



Education



Marital Status and Children at Home





 Your Parish
 The National Average

What You Value

6 What does your parish value? Your worshipers most value Holy Communion; traditional worship or music; wider community care; sermons, preaching, or homilies; and reaching the unchurched.

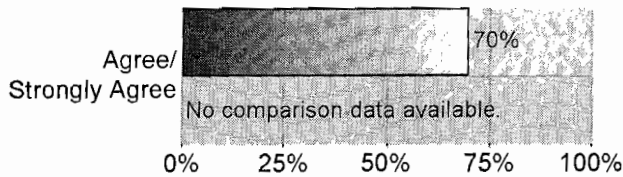
Q: Which of the following aspects of this parish do you personally most value? (Mark up to three responses.) Responses for your parish:

Holy Communion	54%	Openness to diversity	12%
Traditional worship or music	27%	Contemporary worship or music	11%
Wider community care	26%	Social activities	10%
Sermons, preaching, or homilies	22%	Care for one another	10%
Reaching the unchurched	20%	Bible study groups	10%
Congregation's school/pre-school	16%	Adult education	9%
Ministry for youth	15%	Prayer ministry	7%

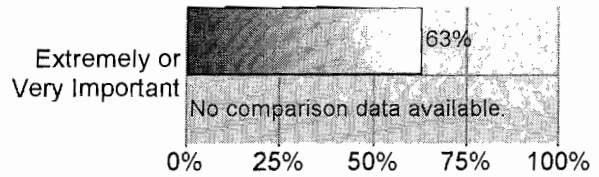
7 Seeing Possibilities

How strong is the sense of community in your parish? Most worshipers (70%) in your parish feel the parish has grown in unity and strength in the past year. Another sign of community is the number of people who see the parish as important in their life. Many worshipers in your parish (63%) describe the parish community as extremely or very important in their life.

In the past year, we have grown in unity and strength as a parish community.



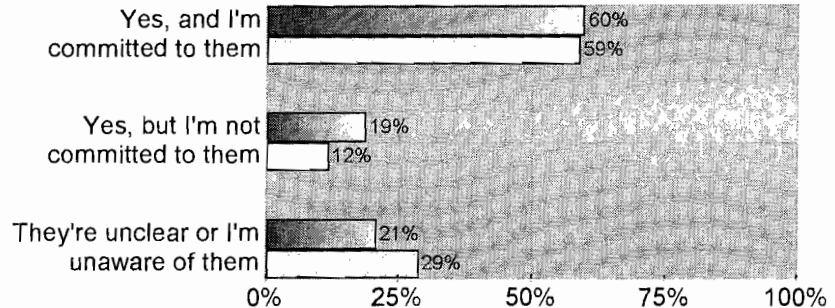
How important is this parish in your life?



8 Committing to the Future

Does your parish claim a clear vision, goals, or direction for its ministry and mission? Most worshipers in your parish believe there is a clear vision or direction for the future (79% say yes). However, some are not sure that the vision is clear or that it exists (21%). The national average shows that most worshipers believe their congregation has a clear vision for the future (71%).

Q: Does this parish have a clear vision, goals, or direction for its ministry and mission?



Making the Connections

Review the eight identity connections in your parish and consider these discovery questions for group discussion:

- * Who are you as a parish? Who can you become?
- * How do these pictures compare to how you like to think of your parish?
- * Are you having an identity crisis?
- * How can you build on the strengths of your identity?