



US Congregational Life Survey
MOTHER OF SORROW
TUCSON, ARIZONA

1738 total responses.
 ID Number: R349

Strength 1

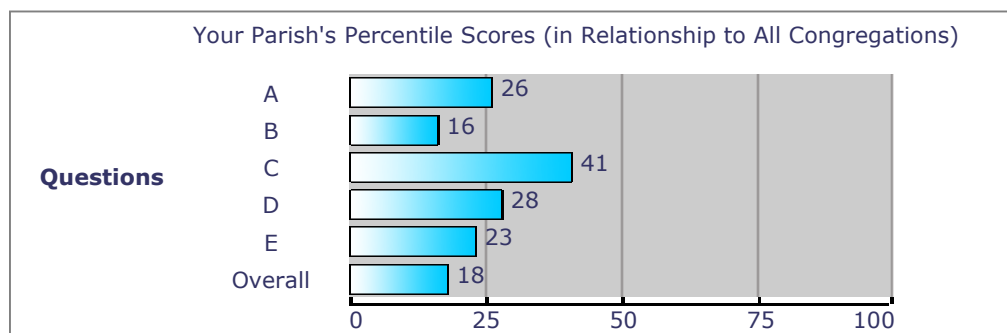
Growing Spirituality

Spiritual Connections

Are your worshipers **Growing Spiritually**? The chart below displays the five questions that make up this strength and the percentage of worshipers giving each answer. The last line shows your parish's overall or average score—your parish's overall score is 38%. You can also see how your scores compare to other congregations of similar size and faith group.

	Growing Spiritually Questions: Percentage of Worshipers Who...	Your Parish	Average for all congregations with more than 350 in worship	Average for Catholic Churches
A	Are growing in their faith through participation in activities of their parish	30%	34%	32%
B	Spend time at least a few times a week in private devotional activities	60%	66%	61%
C	Feel their spiritual needs are being met in their parish	84%	85%	83%
D	Report Bible study and prayer groups as one of the three most valued aspects of their parish	11%	16%	9%
E	Report the prayer ministry of the parish as one of the three most valued aspects of their parish	6%	9%	5%
	Overall Growing Spiritually Scores:	38%	42%	38%

The box below shows where your parish's percentile scores on each question fit in the national picture of **all** congregations. Your parish has an overall score that puts it in the 18th percentile. This means 82% of all congregations scored higher than yours on **Growing Spiritually**. Congregations in the 80th percentile or above are strong in this area.



What We Know about Congregations Where Most Worshipers Are Growing Spiritually

Congregations and parishes in the top 20%, that is in the 80th percentile or above (where Growing Spiritually is high), also tend to be doing well in other areas. Their worshipers are more likely to:

- have a strong sense of belonging to the congregation (Strength 4)
- experience meaningful worship in the congregation (Strength 2)
- have begun attending the congregation in the last five years (Strength 8)



US Congregational Life Survey
MOTHER OF SORROW
TUCSON, ARIZONA

1738 total responses.
 ID Number: R349

Strength 2

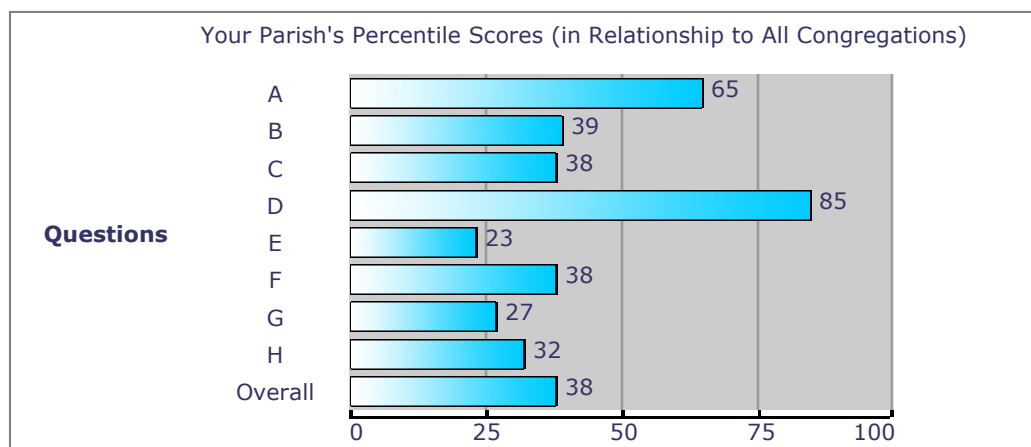
Meaningful Worship

Spiritual Connections

Do your worshipers experience **Meaningful Worship**? The chart below displays the eight questions that make up this strength and the percentage of worshipers giving each answer. The last line shows your parish's overall or average score—your parish's overall score is 59%. You can also see how your scores compare to other congregations of similar size and faith group.

	Meaningful Worship Questions: Percentage of Worshipers Who...	Your Parish	Average for all congregations with more than 350 in worship	Average for Catholic Churches
A	Experience God's presence during worship always or usually	85%	84%	83%
B	Experience inspiration during worship always or usually	74%	77%	70%
C	Experience joy during worship always or usually	75%	77%	72%
D	Experience awe during worship always or usually	37%	33%	34%
E	Experience boredom during worship rarely	57%	66%	59%
F	Experience frustration during worship rarely	69%	72%	67%
G	Report the sermons, preaching, or homilies as one of the three most valued aspects of their parish	29%	38%	32%
H	Report worship services and other congregational activities help them to a great extent with everyday life	45%	49%	43%
	Overall Meaningful Worship Scores:	59%	62%	58%

The box below shows where your parish's percentile scores on each question fit in the national picture of **all** congregations. Your parish has an overall score that puts it in the 38th percentile. This means 62% of all congregations scored higher than yours on **Meaningful Worship**. Congregations in the 80th percentile or above are strong in this area.



What We Know about Congregations with Meaningful Worship

Congregations and parishes in the top 20%, that is in the 80th percentile or above (where Meaningful Worship is high), also tend to be doing well in other areas. Their worshipers are more likely to:

- have empowering congregational leaders (Strength 9)
- be growing spiritually (Strength 1)



US Congregational Life Survey
MOTHER OF SORROW
TUCSON, ARIZONA

1738 total responses.
 ID Number: R349

Strength 3

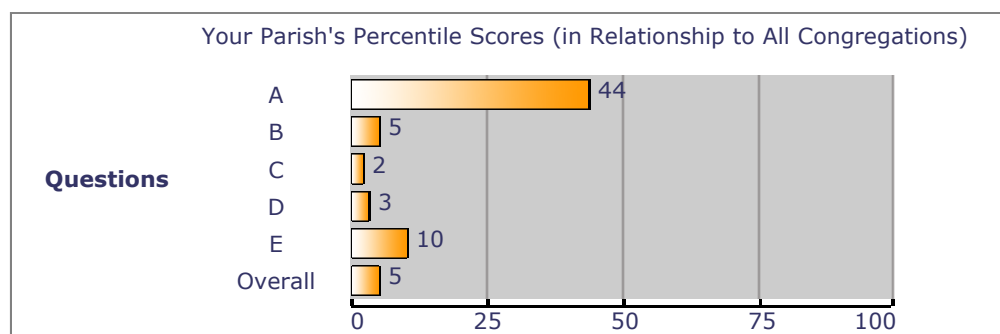
Participating in the Parish

Inside Connections

Are your worshipers **Participating in the Parish**? The chart below displays the five questions that make up this strength and the percentage of worshipers giving each answer. The last line shows your parish's overall or average score—your parish's overall score is 36%. You can also see how your scores compare to other congregations of similar size and faith group.

	Participating in the Parish Questions: Percentage of Worshipers Who...	Your Parish	Average for all congregations with more than 350 in worship	Average for Catholic Churches
A	Attend mass usually every week or more than once a week	81%	80%	80%
B	Are involved in one or more small groups (e.g., Sunday school, prayer, or Bible study, discussion groups)	32%	50%	42%
C	Have one or more leadership roles in the parish (e.g., parish council member, reader, Eucharistic minister, teacher, group leader)	25%	40%	42%
D	Often participate in important decision making in the parish	6%	15%	14%
E	Regularly give 5% or more of their net income to the parish (not including school tuition)	35%	53%	44%
	Overall Participating in the Parish Scores:	36%	48%	44%

The box below shows where your parish's percentile scores on each question fit in the national picture of **all** congregations. Your parish has an overall score that puts it in the 5 percentile. This means 95% of all congregations scored higher than yours on **Participating in the Parish**. Congregations in the 80th percentile or above are strong in this area.



What We Know about Congregations Where Most Worshipers Are Participating in the Parish

Congregations and parishes in the top 20%, that is in the 80th percentile or above (where Participating in the Parish is high), also tend to be doing well in other areas. Their worshipers are more likely to:

- be growing spiritually (Strength 1)
- be inviting others to worship and talking about their faith (Strength 7)
- share a strong vision for the congregation's future (Strength 10)
- have begun attending the congregation in the last five years (Strength 8)
- be caring for children and youth participating in the congregation (Strength 5)



US Congregational Life Survey
MOTHER OF SORROW
TUCSON, ARIZONA

1738 total responses.
 ID Number: R349

Strength 4

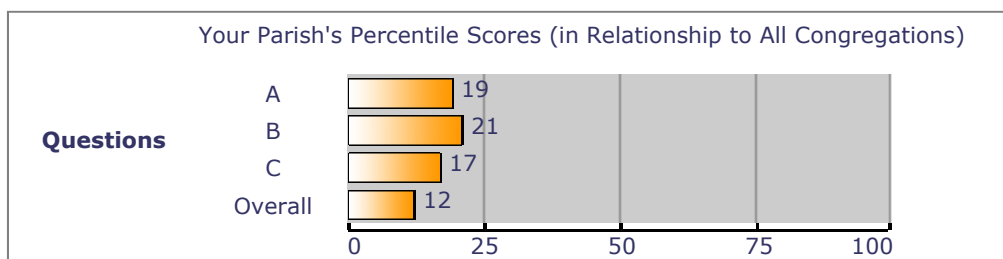
Having a Sense of Belonging

Inside Connections

Do your worshipers **Have a Sense of Belonging**? The chart below displays the three questions that make up this strength and the percentage of worshipers giving each answer. The last line shows your parish's overall or average score—your parish's overall score is 25%. You can also see how your scores compare to other congregations of similar size and faith group.

	Having a Sense of Belonging Questions: Percentage of Worshipers Who...	Your Parish	Average for all congregations with more than 350 in worship	Average for Catholic Churches
A	Report they are participating in the activities of the parish more than they did two years ago	22%	30%	28%
B	Say most of their closest friends are part of this parish	10%	16%	15%
C	Feel their sense of belonging to this parish is strong and growing	43%	50%	48%
	Overall Sense of Belonging Scores:	25%	32%	30%

The box below shows where your parish's percentile scores on each question fit in the national picture of **all** congregations. Your parish has an overall score that puts it in the 12th percentile. This means 88% of all congregations scored higher than yours on **Having a Sense of Belonging**. Congregations in the 80th percentile or above are strong in this area.



What We Know about Congregations with a Strong Sense of Belonging

Congregations and parishes in the top 20%, that is in the 80th percentile or above (where Having a Sense of Belonging is high), also tend to be doing well in other areas. Their worshipers are more likely to:

- be growing spiritually (Strength 1)
- share a strong vision for the congregation's future (Strength 10)
- have begun attending the congregation in the last five years (Strength 8)



US Congregational Life Survey
MOTHER OF SORROW
TUCSON, ARIZONA

1738 total responses.
 ID Number: R349

Strength 5

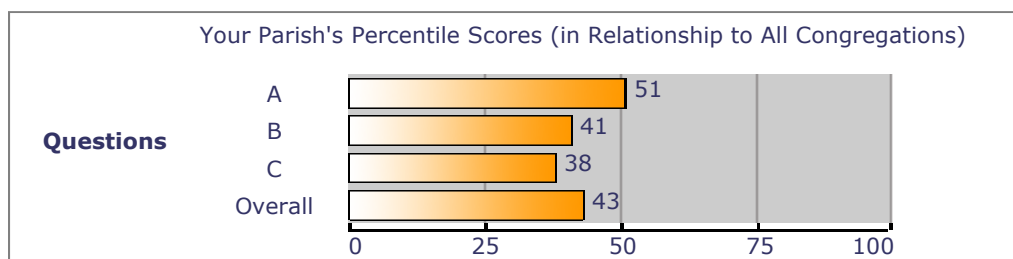
Caring for Young People

Inside Connections

Does your parish **Care for Young People**? The chart below displays the three questions that make up this strength and the percentage of worshipers giving each answer. The last line shows your parish's overall or average score—your parish's overall score is 49%. You can also see how your scores compare to other congregations of similar size and faith group.

	Caring for Young People Questions: Percentage of Worshipers...	Your Parish	Average for all congregations with more than 350 in worship	Average for Catholic Churches
A	Who are satisfied with what is offered by the parish for children and youth (under 19 years of age)	62%	65%	54%
B	Who report ministry for children or youth as one of the three most valued aspects of their parish	12%	15%	9%
C	Whose children and youth (living at home) also worship here	74%	78%	74%
	Overall Caring for Young People Scores:	49%	53%	46%

The box below shows where your parish's percentile scores on each question fit in the national picture of **all** congregations. Your parish has an overall score that puts it in the 43rd percentile. This means 57% of all congregations scored higher than yours on **Caring for Young People**. Congregations in the 80th percentile or above are strong in this area.



What We Know about Congregations That Are Caring for Young People

Congregations and parishes in the top 20%, that is in the 80th percentile or above (where Caring for Young People is high), also tend to be doing well in other areas. Their worshipers are more likely to:

- share a strong vision for the congregation's future (Strength 10)



US Congregational Life Survey
MOTHER OF SORROW
TUCSON, ARIZONA

1738 total responses.
 ID Number: R349

Strength 6

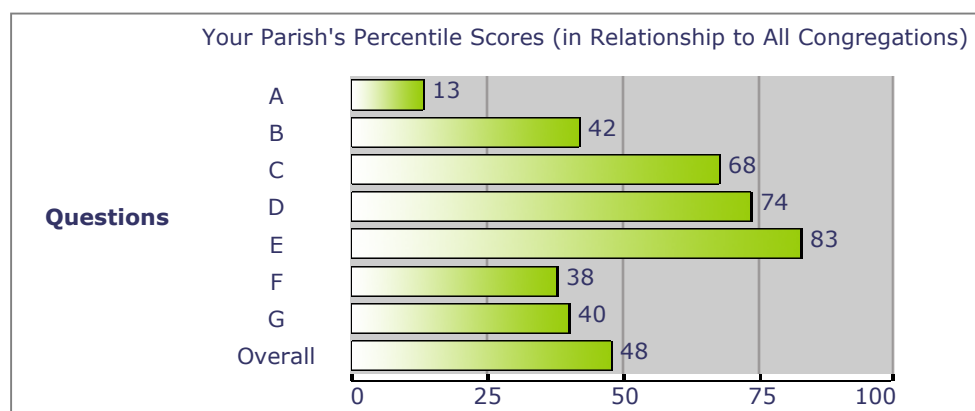
Focusing on the Community

Outside Connections

Does your parish **Focus on the Community**? The chart below displays the seven questions that make up this strength and the percentage of worshipers giving each answer. The last line shows your parish's overall or average score—your parish's overall score is 32%. You can also see how your scores compare to other congregations of similar size and faith group.

	Focusing on the Community Questions: Percentage of Worshipers Who...	Your Parish	Average for all congregations with more than 350 in worship	Average for Catholic Churches
A	Are involved in social service or advocacy groups through the parish	13%	19%	20%
B	Are involved in social service or advocacy groups in their community	25%	27%	28%
C	Contribute to charitable organizations other than their parish	73%	67%	65%
D	Report wider community care or social justice emphasis as one of the three most valued aspects of their parish	14%	13%	14%
E	Report openness to social diversity as one of the three most valued aspects of their parish	13%	9%	10%
F	Worked with others in the last year to try to solve a community problem	17%	19%	23%
G	Voted in the last presidential election (in 2000)	70%	73%	70%
	Overall Focusing on the Community Scores:	32%	32%	33%

The box below shows where your parish's percentile scores on each question fit in the national picture of **all** congregations. Your parish has an overall score that puts it in the 48th percentile. This means 52% of all congregations scored higher than yours on **Focusing on the Community**. Congregations in the 80th percentile or above are strong in this area.



What We Know about Congregations That Are Focusing on the Community

Congregations and parishes in the top 20%, that is in the 80th percentile or above (where Focusing on the Community is high), also tend to be doing well in other areas. Their worshipers are more likely to:

- have empowering congregational leaders (Strength 9)
- have a strong sense of belonging to the congregation (Strength 4)
- share a strong vision for the congregation's future (Strength 10)



US Congregational Life Survey
MOTHER OF SORROW
TUCSON, ARIZONA

1738 total responses.
 ID Number: R349

Strength 7

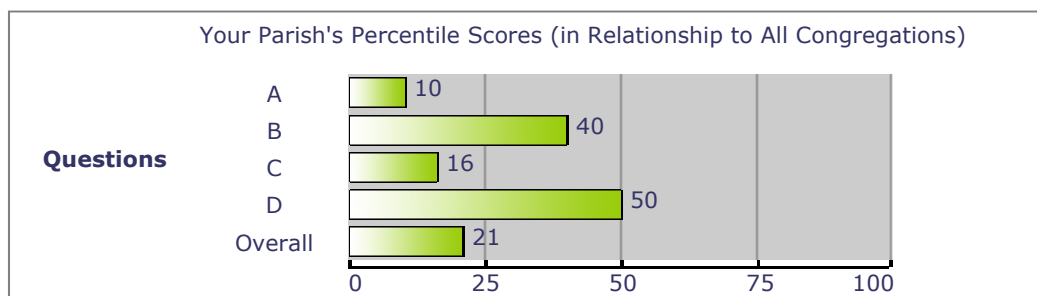
Sharing Faith

Outside Connections

Are your worshipers **Sharing Their Faith**? The chart below displays the four questions that make up this strength and the percentage of worshipers giving each answer. The last line shows your parish's overall or average score—your parish's overall score is 20%. You can also see how your scores compare to other congregations of similar size and faith group.

	Sharing Faith Questions: Percentage of Worshipers Who...	Your Parish	Average for all congregations with more than 350 in worship	Average for Catholic Churches
A	Are involved in outreach or evangelization activities in their parish	6%	15%	11%
B	Feel at ease talking about their faith and seek opportunities to do so	16%	19%	17%
C	Have invited to a worship service in the past year a friend or relative who does not currently attend anywhere	40%	49%	40%
D	Report reaching those who do not attend as one of the three most valued aspects of their parish	18%	16%	12%
	Overall Sharing Faith Scores:	20%	25%	20%

The box below shows where your parish's percentile scores on each question fit in the national picture of **all** congregations. Your parish has an overall score that puts it in the 21st percentile. This means 79% of all congregations scored higher than yours on **Sharing Faith**. Congregations in the 80th percentile or above are strong in this area.



What We Know about Congregation Strong in Sharing Faith

Congregations and parishes in the top 20%, that is in the 80th percentile or above (where Sharing Faith is high), also tend to be doing well in other areas. Their worshipers are more likely to:

- participate in congregation activities (Strength 3)
- have empowering congregational leaders (Strength 9)
- have a strong sense of belonging to the congregation (Strength 4)
- have begun attending the congregation in the last five years (Strength 8)



US Congregational Life Survey
MOTHER OF SORROW
TUCSON, ARIZONA

1738 total responses.
 ID Number: R349

Strength 8

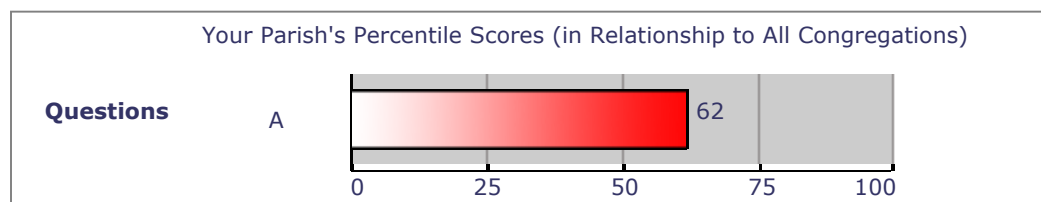
Welcoming New Worshipers

Identity Connections

Is your parish **Welcoming New Worshipers**? The chart below displays the one question that makes up this strength and the percentage of worshipers giving that answer. The last line shows your parish's overall or average score—your parish's overall score is 35%. You can also see how your scores compare to other congregations of similar size and faith group.

	Welcoming New Worshipers Questions: Percentage of Worshipers Who...	Your Parish	Average for all congregations with more than 350 in worship	Average for Catholic Churches
A	Began attending services or activities of your parish in the last five years	35%	35%	27%
	Overall Welcoming New Worshipers Scores:	35%	35%	27%

The box below shows where your parish's percentile scores on each question fit in the national picture of **all** congregations. Your parish has an overall score that puts it in the 62nd percentile. This means 38% of all congregations scored higher than yours on **Welcoming New Worshipers**. Congregations in the 80th percentile or above are strong in this area.



New people (those attending five years or less), come from four faith backgrounds:

- 1) **First-timers** (5% in your parish) are those who have never regularly attended anywhere
- 2) **Returnees** (13% in your parish) are those coming back after not having attended anywhere for several years
- 3) **Switchers** (4% in your parish) are those who participated in a congregation with a different faith tradition before coming here
- 4) **Transfers** (78% in your parish) are those who were participating in another parish immediately prior to attending your parish

What We Know about Parishes That Are Welcoming New Worshipers

Congregations and parishes in the top 20%, that is in the 80th percentile or above (where there are many New Worshipers), also tend to be doing well in other areas. Their worshipers are more likely to:

- be inviting others to worship and talking about their faith (Strength 7)
- be growing spiritually (Strength 1)



US Congregational Life Survey
MOTHER OF SORROW
TUCSON, ARIZONA

1738 total responses.
 ID Number: R349

Strength 9

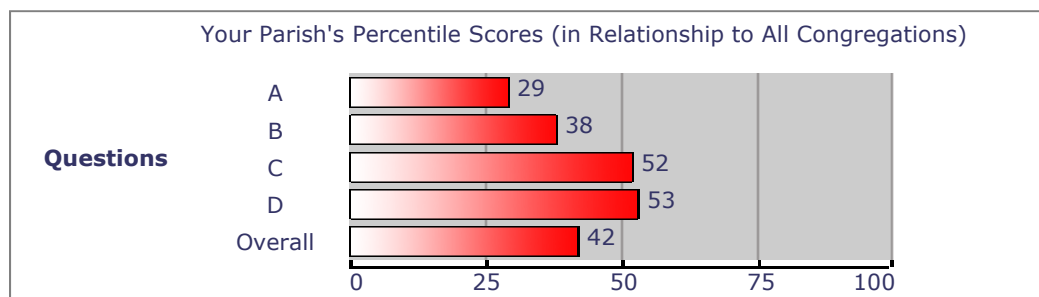
Empowering Leadership

Identity Connections

Does your parish have **Empowering Leadership**? The chart below displays the four questions that make up this strength and the percentage of worshipers giving each answer. The last line shows your parish's overall or average score—your parish's overall score is 45%. You can also see how your scores compare to other congregations of similar size and faith group.

	Empowering Leadership Questions: Percentage of Worshipers Who...	Your Parish	Average for all congregations with more than 350 in worship	Average for Catholic Churches
A	Feel the parish's leaders encourage them to find and use their gifts to a great extent	30%	35%	30%
B	Feel the priest or appointed pastoral leader takes into account the ideas of worshipers to a great extent	48%	47%	45%
C	Describe the leadership style of the priest or appointed pastoral leader as one that inspires people to take action	49%	48%	39%
D	Strongly feel there is a good match between the parish and the minister, pastor, or priest	53%	53%	42%
	Overall Empowering Leadership Scores:	45%	46%	39%

The box below shows where your parish's percentile scores on each question fit in the national picture of **all** congregations. Your parish has an overall score that puts it in the 42nd percentile. This means 58% of all congregations scored higher than yours on **Empowering Leadership**. Congregations in the 80th percentile or above are strong in this area.



What We Know about Congregations with Empowering Leadership

Congregations and parishes in the top 20%, that is in the 80th percentile or above (where Empowering Leadership is high), also tend to be doing well in other areas. Their worshipers are more likely to:

- experience meaningful worship in the congregation (Strength 2)
- have a strong sense of belonging to the congregation (Strength 4)
- share a strong vision for the congregation's future (Strength 10)
- be involved in the community (Strength 6)



US Congregational Life Survey
MOTHER OF SORROW
TUCSON, ARIZONA

1738 total responses.
 ID Number: R349

Strength **10**

Looking to the Future

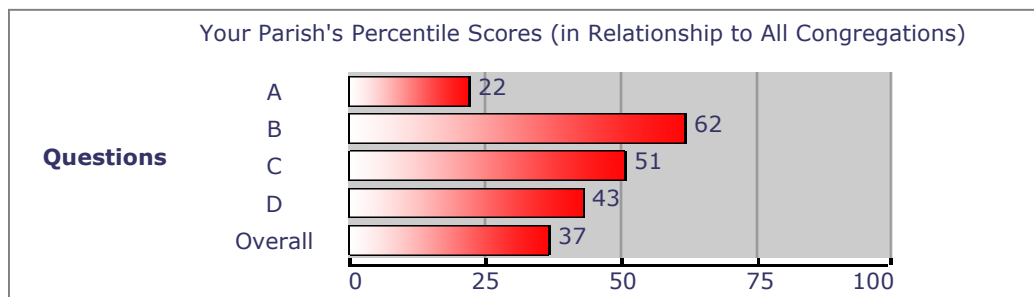
Identity Connections

Is your parish **Looking to the Future**? The chart below displays the two questions that make up this strength and the percentage of worshipers giving each answer. The last line shows your parish's overall or average score—your parish's overall score is 35%. You can also see how your scores compare to other congregations of similar size and faith group.

	Looking to the Future Questions: Percentage of Worshipers Who...	Your Parish	Average for all congregations with more than 350 in worship	Average for Catholic Churches
A	Feel the parish has a clear vision, goals, or direction for its ministry and mission and are strongly committed to them	25%	35%	26%
B	Have a sense of excitement about their parish's future	**	38%	34%
C	Feel the parish is currently moving in new directions	33%	37%	27%
D	Feel the parish is always ready to try something new	**	55%	50%
	Overall Looking to the Future Scores:	35%	41%	34%

** Note that this question was not used in many Catholic parishes. Your overall score on this strength has been calculated using the average of Catholic parishes that did answer this question.

The box below shows where your parish's percentile scores on each question fit in the national picture of **all** congregations. Your parish has an overall score that puts it in the 37th percentile. This means 63% of all congregations scored higher than yours on **Looking to the Future**. Congregations in the 80th percentile or above are strong in this area.



What We Know about Congregations That Are Looking to the Future

Congregations and parishes in the top 20%, that is in the 80th percentile or above (where Looking to the Future is high), also tend to be doing well in other areas. Their worshipers are more likely to:

- have a strong sense of belonging to the congregation (Strength 4)
- have begun attending the congregation in the last five years (Strength 8)