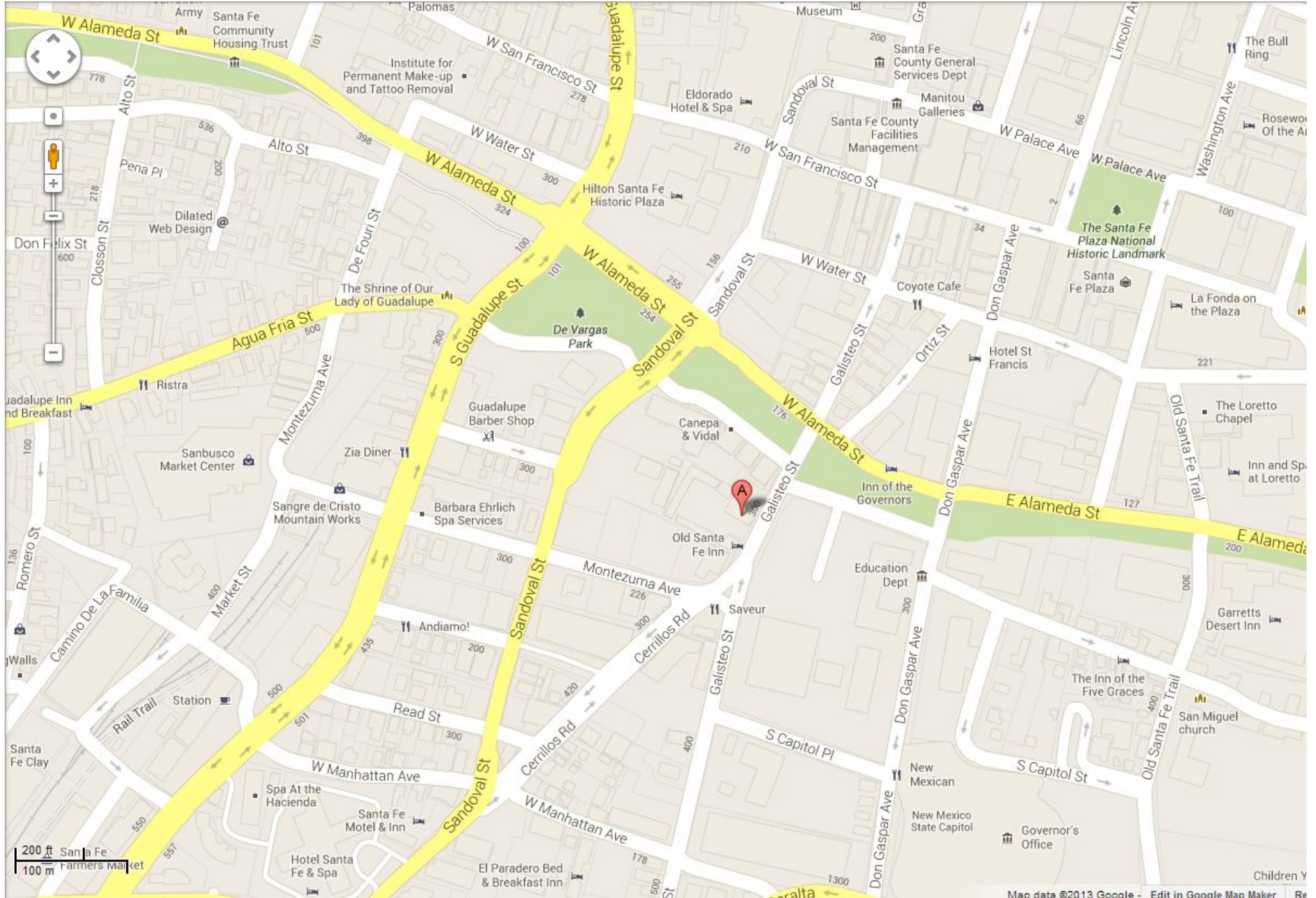


Old Santa Fe Inn 320 Galisteo Street Santa Fe, NM 87501 Front Desk: 505-995-0800



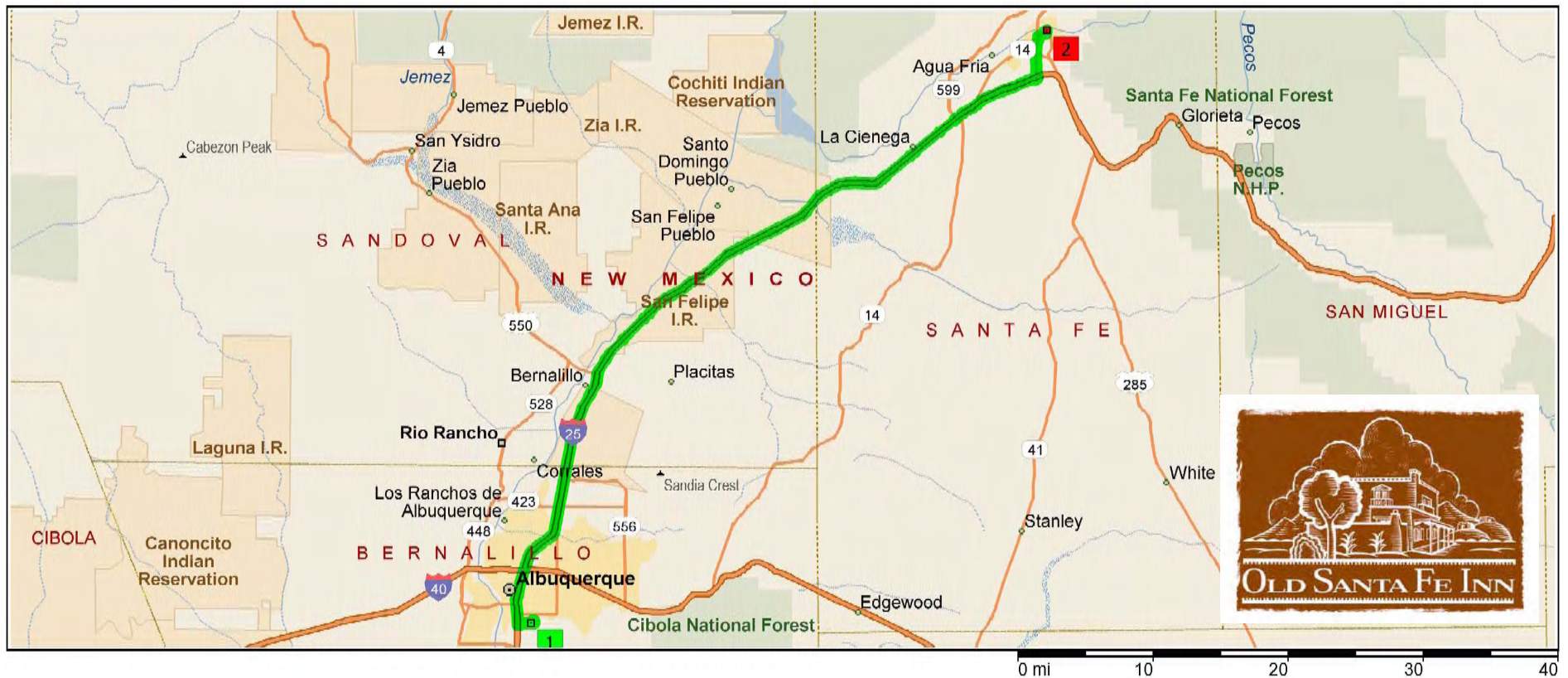
Directions to Old Santa Fe Inn from Albuquerque International Sunport (ABQ)

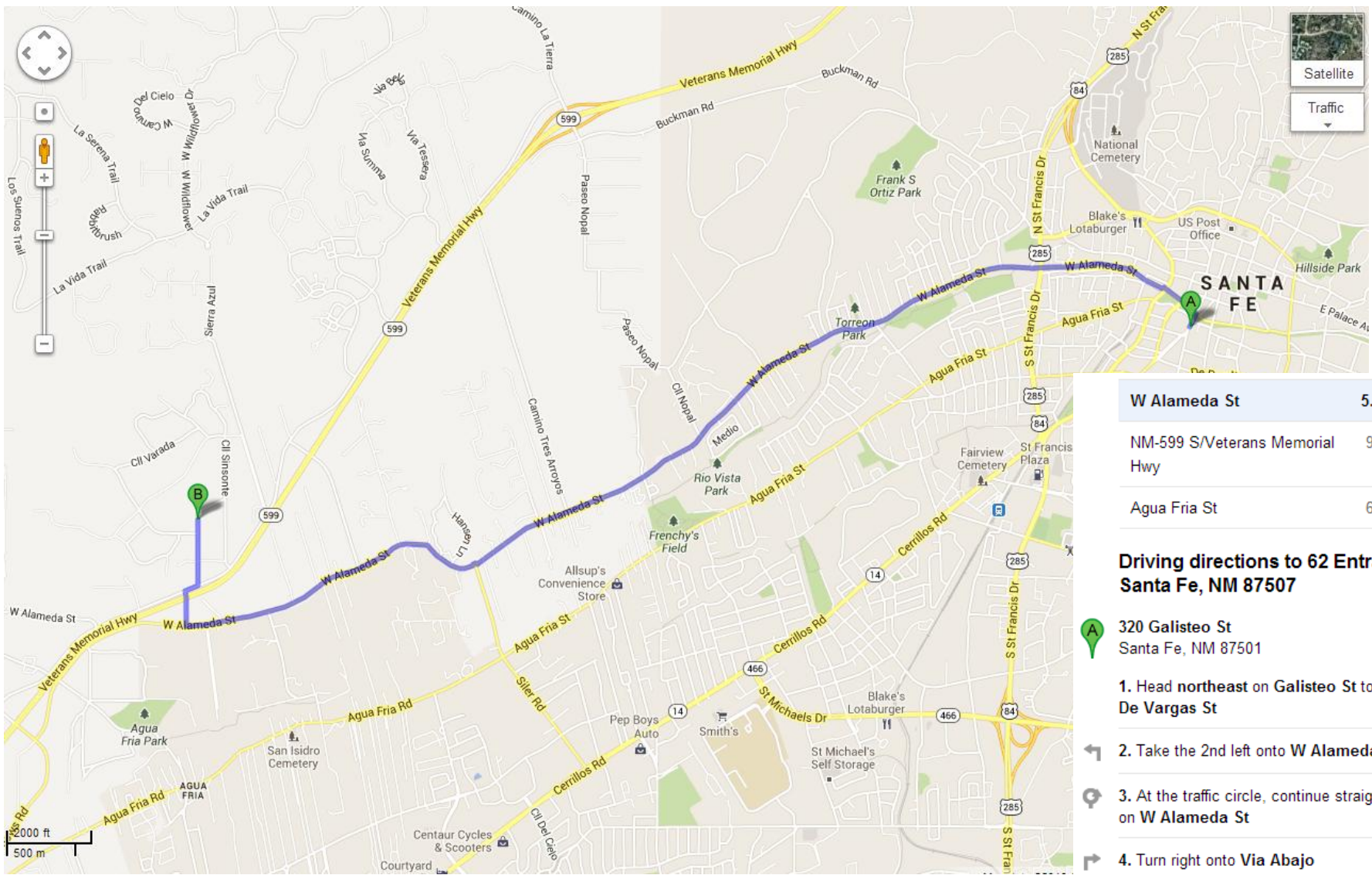
Mile	Instruction	For	Toward
0	Depart Albuquerque International Airport on Sunport Loop SE (East)	0.7 mi	
0.7	Keep LEFT onto Sunport Blvd SE	0.9 mi	Sunport Blvd / I-25 / Rental Car Return
1.6	Take Ramp (RIGHT) onto I-25	60.1 mi	I-25 / I-40 / Downtown and Santa Fe
61.7	At exit 282, turn RIGHT onto Ramp	0.2 mi	US-84 / US-285 / St. Francis Dr. / Santa Fe - Plaza
62	Keep LEFT to stay on Ramp	0.6 mi	US-84 / US-285 / St. Francis Dr. / Los Alamos / Taos / Santa Fe - Plaza
62.5	Take Ramp (RIGHT) onto US-285 [US-84]	2.8 mi	
65.4	Bear RIGHT (North-East) onto SR-14 [Cerrillos Rd]	0.5 mi	
65.9	Turn RIGHT (East) onto SR-589 [Paseo de Peralta]	0.1 mi	
66	Turn LEFT (North) onto Galisteo St	0.3 mi	
66.3	Arrive Old Santa Fe Inn [320 Galisteo St, Santa Fe, NM 87501, (505) 995-0800]		

SUMMARY

Driving distance: 66.3 miles

Trip duration: 1 hour, 6 minutes





W Alameda St	5.8 mi, 14 mins
NM-599 S/Veterans Memorial Hwy	9.5 mi, 15 mins
Agua Fria St	6.2 mi, 16 mins

Driving directions to 62 Entrada, Santa Fe, NM 87507

- A** 320 Galisteo St
Santa Fe, NM 87501
- 1.** Head northeast on Galisteo St toward W De Vargas St — 341 ft
- 2.** Take the 2nd left onto W Alameda St — 3.7 mi
- 3.** At the traffic circle, continue straight to stay on W Alameda St — 1.5 mi
- 4.** Turn right onto Via Abajo — 0.2 mi
- 5.** Turn right onto NM-599 Frontage Rd — 338 ft
- 6.** Take the 1st left onto Co Rd 68/Entrada
Destination will be on the right — 0.3 mi
- B** 62 Entrada
Santa Fe, NM 87507

Laura & Phil Sena 62 Entrada Santa Fe, NM 87507 505-920-5009 Laura cell

